




PCA-SDR DE and Time Trial

Oct 16-17th 2021

Chuckwalla Valley Raceway

Big Track Series Sponsors:



Endeavor Group
Real Estate



Makello's
CLASSICS



VÖLLIG AUTOWERKS



PCA-SDR DE and Time Trial
 October 16-17th 2021
 Chuckwalla Valley Raceway

Hello, welcome to a DE/TT weekend with PCA-San Diego Region! We're glad to have you driving with us and hope you have a safe, fun, and fast time with us. Please read through the information in this letter, there is important info for arriving at the track, for our procedures, for on-track safety, and many other topics. If you arrive Friday, the paddock will not be accessible till after a motorcycle event clears out. This will likely be close to 6pm. Please do not ask for earlier admittance. If arriving Saturday, please arrive at the track early in the morning, there is often a wait to get in, and at a minimum you will have to sign the track waiver and pay the gate fee to the track. Car preparation is very important, all the tracks we attend are a long way from the nearest Porsche garage. We require pre-teching your car to catch issues before leaving your hometown. (Unless at-track tech is registered for) Check the weather forecast and be prepared for the time in the desert. Do not assume hot weather rules will be in effect and pack natural fiber long sleeves and pants in addition to shorts. If you have questions about the event please reach out to us, questions about registration and status can be sent to prereggtt-de@pcasdr.org, questions about the event in general can be sent to tt@pcasdr.org, and the event chair, Mark Curran, can be reached at (619) 249-3513 if there is an urgent matter.

Thank you for driving with us, be safe and have fun!

DE/TT Team

2021 Season	
January 23-24	Chuckwalla CCW
February 13-14	Streets of Willow Springs
April 3-4	Chuckwalla CW
May 22-23	Monaco GP
June 5-6	Big Willow
September 18-19	Big Willow
October 16-17	Chuckwalla CCW
November 6-7	Buttonwillow Reg is open: http://msreg.com/BW1106

Driving at a race track comes with some inherent risks, to you and to your car. While the events are not racing, cars are in close proximity at high speeds, collisions have occurred. In addition, driving at track will stress all components of your car, and going off-track can damage the automobile. If you decide that you don't want to take the risks to yourself or your car please contact pre-registration at prereggtt-de@pcasdr.org and cancel the event on MotorsportReg.

Your standard automobile insurance will most likely not cover any damages incurred at a race track. Lockton Motorsports offers track insurance and has partnered with PCA national. Read the policy and make sure that its coverage satisfies your needs. As this weekend is No Time To Die.

Please check the class-list on the zone8.pcasdr.org website before the event and alert us to any errors in classification and make sure you are signed up for timed runs, if desired. Showing up with a modified techsheet will not make any changes in the system, please e-mail prereggtt-de@pcasdr.org if there are any changes that need to be made.

For check-in if you did not e-mail your techsheet to techsheets@pcasdr.org before the techsheet deadline you may be asked to show your techsheet, please have it with you. X cars can get a blank techsheet from <https://www.zone8.org/assets/docs/SampleTechFormZ8.pdf> and can calculate their performance points from the spreadsheet available at the Zone 8 website https://www.zone8.org/assets/docs/DE_TTSafetyEquipCalculator.xlsx

Check the information printed on the envelope you receive at check-in. It will have your name, your car class, your car number, your transponder number, and your run group. Please check it for any needed changes, bring your reading glasses if needed.

Please pre-tech your car, we recommend pre-teching to catch and fix problems early. Zone 8 tech stations will be able to correctly fill out the tech sheet, a list is available at https://www.zone8.org/events/tech_stations.php however any car teched by a shop other than Black Forest, Vollig Autowerks, Comeau Racing Enterprises, Independent Motorcars, or European Motorsports may be subject to at-track re-inspection. Tech forms with a POC or other stamp that are not filled out correctly may not be accepted.

Every car on track during the TT run sessions needs to have a working transponder on it. If you're using your own transponder please charge it before the event. If your transponder fails to function you will need to rent a transponder at track. Rental transponders must be returned before you leave Sunday. Please check your car before driving away, a transponder returned after leaving the track will incur a \$100 fee. If not returned within a week you will be charged a replacement fee of \$750.

You must notify the timing team before driving another person's car or having someone else drive your car, or remove your transponder and have them mount theirs. If this isn't done the lap times will be associated with the wrong driver which will cause problems with run group assignments and gridding for timed runs.


To get results at the track please visit the mobile website zone8.pcasdr.org There you can find a schedule, track map, check your times, see the results archive, and modify the text notifications you receive. No paper copies of the track map or schedule will be provided, print your own if desired.

Texting is used to convey important and timely messages. Check your phone regularly throughout the weekend. PLEASE DO NOT RESPOND TO THESE AUTOMATED TEXTS. We also send your laps times via text.

After the event please be sure your credit card on file at MotorsportReg is current. If the card has expired or been stolen/lost please put another card on file.

Chuckwalla specific info:

Please do not park in the reserved areas without approval from the event chair, marked in red on the image below:



Please park in the marked paddock spaces outside of the reserved areas marked in red.

The event hotel for the October CVR event Fairfield Indio. [Book your group rate for Porsche Club of San Diego](#). Friday event check-in will happen at the cabins where you will receive your window sticker and wrist band.

Directions to track:

From the 10 head North on Rice Rd. Exit marked Desert Center 177 Rice Road. Continue north till you see the Chuckwalla water tank.



Turn right and follow the Lando Norris Ave to the gate.

Chuckwalla will charge a gate fee and require two waiver signatures. These are track requirements and must be met for admission.

Chuckwalla has gas available, however it is not a certainty. Be sure to have an alternative plan. The next nearest gas is in Chiriaco Summit, 20 minutes away. Plan your refueling so you can make it to Chiriaco Summit if necessary.

There is no tire service at the track, there are several tire stores in Indio.

Camping is allowed at the track. RV hookups are now available to rent, and there is a fee for RV camping without hookups payable to the track. Contact the track for information.

Quiet hours are 10 PM to 6 AM. Please be courteous or you may be asked to leave. No generator running during the quiet hours.

There are no garages available for our use.

There are bathrooms with showers available.

The Wendy's snack bar should be open both weekend days for breakfast and lunch. The club will not provide any refreshments, not even water. Please be prepared for a day in the desert.

Friday info:

Please be friendly and courteous to the track and gate workers. If we are unpleasant it jeopardizes our chances of returning to the track. If there is any issue with track personnel, please call Mark Curran at (619) 249-3513. On-site tech Friday is available with prior notice. Location of on-site tech TBD. If you go through the gate you will be required to pay the gate fee and sign the waivers. Please keep the wristband they issue you on the entire weekend.

Saturday info:

Gates open at 6:30 AM, check-in available at 7:00, track hot for Red at 8:30. Everyone must attend the mandatory drivers meeting held at 7:45. Prior to that meeting will be a smaller meeting for DE instructors at 7:30.

DE Drivers: The DE CDIs will instruct you where to go for a classroom session at 8:30 AM.

A track tour at low speeds is available to any street legal 4 wheeled vehicle at lunch time 12:40-1:10, volunteers permitting.

The track goes cold at 5:00 PM.

Sunday info:

Sunday has a group of backcountry tour participants arriving to see what the track is all about. Please watch for new pedestrians, and if possible, encourage them to participate in a future event.

Gates open again at 6:30 AM

Track hot at 8:00 AM, THIS IS DIFFERENT FROM NORMAL

There is a drivers meeting, mandatory to anyone participating in timed runs, at 1:15 PM. Additionally, if you or a guest are able to volunteer and help grid cars for timed runs it will be appreciated.

Saturday

- 7:00 AM Check-in open till 7:40 AM
- 7:30 AM DE Instructor meeting
- 7:45 AM Driver's meeting. MANDATORY for all

Time	Group	
Session 1		
8:30 AM	Green	Classroom session
8:30	Red	
8:55	Orange	
9:20	Yellow	

Session 2 – Regardless of start get back on schedule by 9:45		
9:45	Green	Ducks in a row
10:10	Red	
10:30	Orange	
10:50	Yellow	

Session 3		
11:10	Green	Passing exercise
11:30	Red	
11:50	Orange	
12:10 PM	Yellow	

12:30 – 1:20 Lunch Track tour ~12:40-1:10

Session 4		
1:20	Green	
1:40	Red	
2:00	Orange	
2:20	Yellow	

Session 5 – Timed session for TT – No special gridding		
2:40	Green	
3:00	Red	
3:20	Orange	
3:40	Yellow	

Session 6		
4:00	Green	
4:15	Red	
4:30	Orange	
4:45	Yellow	

- 5:00 Track is cold
- 5:10 Track walk

Sunday

Time	Group
Session 7	
8:00 AM	Green
8:20	Red
8:40	Orange
9:00	Yellow

Session 8 – Regardless of start get back on schedule by 9:20

9:20	Green
9:40	Red
10:00	Orange
10:20	Yellow

Session 9

10:40	Green
11:00	Red
11:20	Orange
11:40	Yellow

Green 10

12:00 PM	Green
----------	-------

12:15 – 12:45 Track Tour

12:15 – 1:45 Lunch

1:15 MANDATORY DRIVER'S MEETING

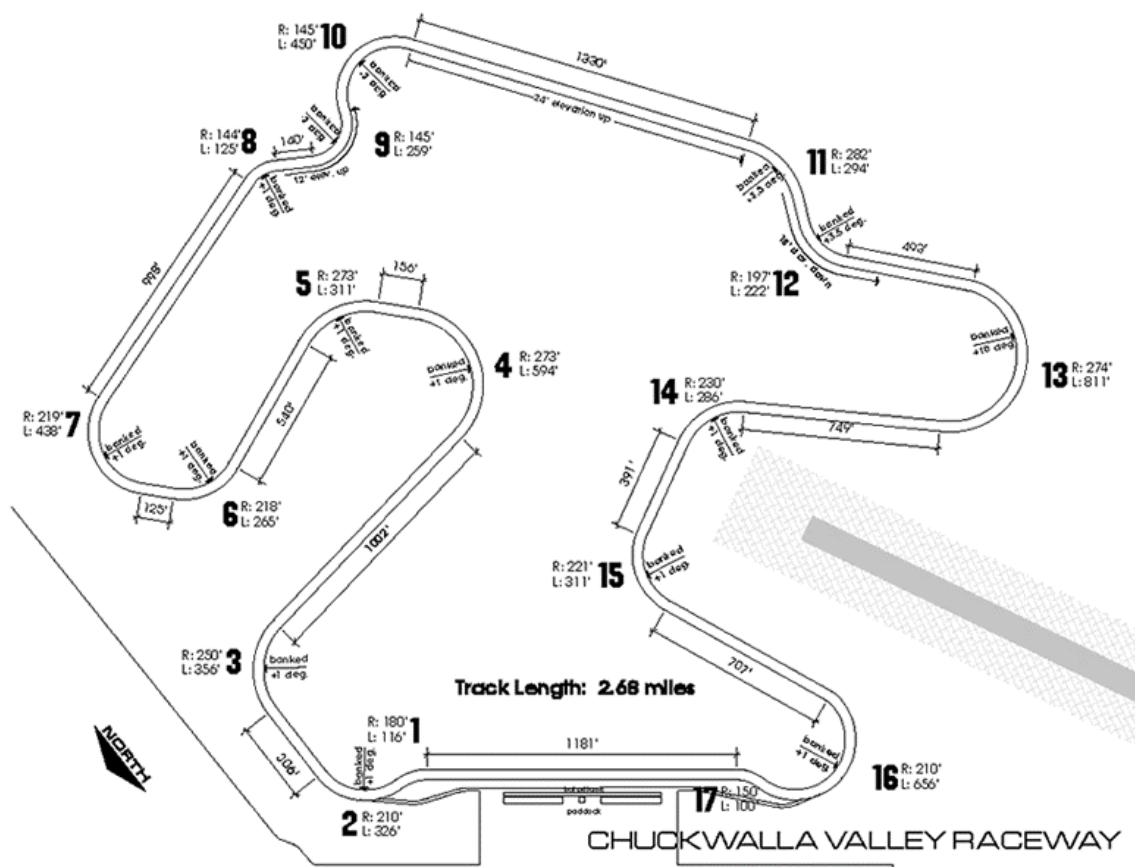
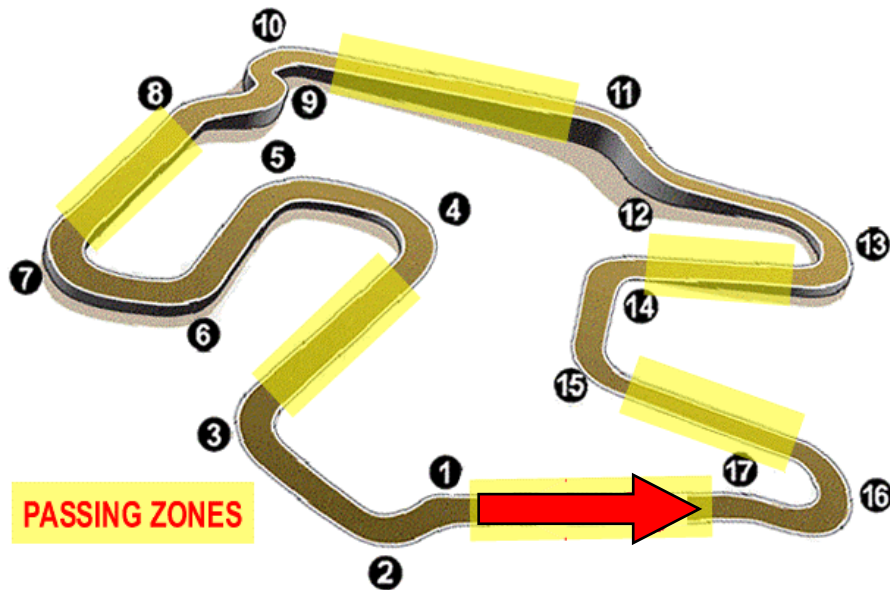
Timed Runs

1:45	Timed Runs – Grid fastest to slowest. Report when your fastest lap time is called.
------	--

Session 10

3:00	Open Track – Normal Passing – No timing
------	---

4:00 Track is cold



Driver's meeting notes:

This is not a race! Passes without a point or aggressive driving will result in you being black flagged and potentially expelled.

Please be at the mandatory drivers meeting on time. If you do not attend the meeting you will not get to drive.

In case of a late start or mid course delay we will strive to adjust the schedule in a fair manner that returns us to the published schedule as soon as possible. Please pay attention to PA announcements in case of schedule shift.

The track is being driven counterclockwise. Enter the hot pits to the right of the timing booth and exit the hot pits prior to the timing booth. **DO NOT CROSS THE BLEND LINE WHILE ENTERING THE TRACK.**

Do not let other drivers drive your car without alerting a timing team member *in advance*.

Please return the rental transponder before leaving the track for good. Ask a member of the team if you are unsure where to return them.

Be respectful of the Starter, flag team, and all track workers. They are in charge of the track and are there for your safety. If there is an issue please find Mark Curran, or call him at (619) 249-3513.

A track tour is available Saturday for drivers and guests. Keep the speeds below 55mph. See schedule for track tour times.

Waivers must be completed for everyone in the paddock or going on track in the tour. If you see anyone without a PCA-SDR wristband please tell them to find a team member and complete the waiver.

Passing Rules:

To have a driver pass you on your left completely extend your left arm and point to the left and LIFT OFF THE GAS.

To have a driver pass on your right extend your hand over the roof of your car and point right and LIFT OFF THE GAS.

One separate, all the way out and all the way back, point for each car you are allowing to pass you.

To indicate a track exit extend a fist out the window with your forearm vertical. If you indicate a track exit you must exit, if you change your mind ask to be launched again by the hot pit worker.

Make all signals to other drivers very clear. And as a driver don't act on a signal if you're not sure if it was for you or if the signal is unclear. Safety is our priority.

After pointing a driver by please LIFT OFF THE GAS. Yellow Caymans have notoriously weak engines, give them a hand by LIFTING OFF THE GAS.

If you are holding up traffic you will get blue flags, then black flags. Please let people pass before flags are needed.

If you want to pass, get close enough behind the driver in front so you are able to make the pass when pointed by if it is safe to do so.

If you are not pointed by, or are in a long train of cars a good option is to pull into the pits and ask the grid worker to launch you into an empty space.

Passing cars safely is your responsibility. If you are passing you must be pointed by and make the pass cleanly. If you are the car being passed, LIFT OFF THE GAS.

Passing zones are: The front straight between 1 and 17, between 16 and 15, between 14 and 13 (before the bowl), between 11 and 10 (back straight), between 8 and 7, and between 4 and 3.

Red group may pass anywhere with a point-by.

The first session on Saturday and Sunday is under full course yellow for the first two laps. There is no passing under a yellow flag. If you go four wheels off or have a full spin during the first session you will be black flagged and your session is over. Come off track even if you don't see the flags. Build speed slowly.

If you go four wheels off at any time you must return to the hot pits for a quick inspection to make sure you aren't leaking fluids or have other damage.

Flags and their meanings:



YELLOW - Caution

Slow down, look ahead. No passing under a yellow flag until you are past a corner station without a yellow. If it's waving slow down more and assume there is an immediate or serious danger.



YELLOW WITH RED STRIPES - Debris

Debris that can be driven through. Slow down until you have identified the hazard. This flag will typically be displayed for two laps. Don't assume the debris is gone when the flag is put away.

If you know your car is leaking, please avoid the time trial line, drive off in the marbles.

If you leak fluids on the track or have a mechanical failure of any kind you must be cleared by the chief tech inspector before returning to the track. If you go out again without clearance you will be expelled from the event.



BLACK WITH ORANGE CIRCLE - Mechanical problem

Something is wrong with your car. Pit and discuss with the grid worker.



FURLED BLACK - Minor driver problem

You're doing something wrong. If you know what you did and can remedy it you don't need to come in. If you are unsure, come into pits.



UNFURLED BLACK - Driver problem

You must come into the pits so the grid workers can talk to you. It may be mechanical, or it may be a driving error you committed.

If you spin more than 180 degrees or go four wheels off, expect a black flag. If you do either of those come into the hot pits, even if you don't see the flag. Tell the pre-grid worker what happened and have them look over your car before sending you back out.



BLACK FLAGS AT ALL CORNERS - Return to pits using track exit.



BLUE WITH YELLOW STRIPE - Passing flag

Point the car or cars behind you by at the next passing zone. If in doubt let the car behind you pass.

If you are in a run group that doesn't match the speed of your car or your comfort level, please talk to the event chair or CDIs to determine if a run group change can be made.



WHITE FLAG - Slow vehicle on track


Usually an emergency vehicle, it may be moving in any direction. Slow down a lot! You can pass the vehicle but only very carefully.

The white flag will also be used to indicate the last lap during timed runs on Sunday.



RED FLAG - Full course shut down

Emergency, check your mirrors, slow down, pull off the driving line, and stop in view of a corner station with your car running. Wait until directed to proceed. Stay in your car. A red and yellow together will indicate that you should return to the pits slowly.



CHECKERED FLAG - End of session

No matter where on track, when you see a checkered flag return to pits. Look at the start/finish every lap.



GREEN FLAG - Track is hot

Unless your car is on fire or in an extremely dangerous place do not get out of the car. Indicate you are ok by tapping your roof. Do not exit the car to inspect for damage, or try to repair while the track is hot. Stay in the car or be far away from it and the track. You and your car will be towed back to the pits at the end of the session unless your car is in an unsafe place.

DE participants will have special procedures for their first two sessions on Saturday. The DE instruction team and your instructor will explain these procedures to you.

The first two laps of each TT group's first morning session will be under a full course yellow. NO PASSING. Take this opportunity to inspect the track and mentally prepare.

Cones are for reference only and may move at any time. They do not correspond to the 'ideal' line for any given car.

It is hard to see cars coming down the front straight from the track entrance. Pay attention to the grid worker, when they instruct you to go move out quickly. When you enter the track, stay to the outside of the track until **after the blend line**, then smoothly rejoin the driving line. Don't jerk across the track to get onto the driving line immediately.

Please communicate any issues with disputed classifications, safety issues, dangerous behaviors, or other rule violations to the event chair. Do not address your issue to the other party, speak to the event chair.

Please be sure your car class is correct before 1 PM Saturday. Check the envelope you receive as well as the zone8.pcasdr.org website.

Natural fiber long sleeved shirts and long pants, or a driving suit along with closed toed shoes are always required. Do not assume there will be a hot weather waiver. If your car is modified enough to require a driving suit you must always wear it while driving.

Safety

1. No drugs, alcohol
2. Drink a lot of water
3. Sunscreen and a hat recommended in the pits.
4. Windows down for each occupied seat, both windows down is recommended.
5. Build speed slowly
6. No loose items in car - remove them before going out for the first session.
7. 10mph in pits
8. Watch out when on foot
9. Let tires warm up before driving hard
10. It's ok to change instructor if your pairing isn't working, contact DE CDI.
11. Student log book, get your instructor's notes and signature. If they vouch for you to solo go to the TT CDIs for approval to solo.
12. CDI recommendation for club racing - communicate early with the CDIs if you want this recommendation.
13. Passengers only allowed with an instructor, no fun rides with friends. One person must have a red checkered wristband. During track tours this requirement is relaxed.
14. Check oil
15. Inspect your tires after each session
16. Use jack stands if under car
17. No suction cup mounts
18. Next meeting driver's meeting is Sunday 1:15 PM.

Track cold at 5:00 Saturday, 4:00 Sunday, please stay to help pack up Sunday if possible.

Important Information from your PCA-SDR Tech Advisor-2021

I know you are all looking forward to running in the upcoming DE or Time Trial. What will make this event run easier and let you avoid the \$75 on-site tech fee is if all cars are pre-teched before arriving at the track. Therefore, I am sending a list of pre-tech shops as well as a checklist of what is expected in the inspection. There will also be a tech team at the track but by pre-appointment only and with a \$75 fee. You will be much better off doing this ahead of time, as repair services will be minimal trackside.

When your Pre-Tech is completed email the form to techsheets@pcasdr.org to complete your registration and receive final confirmation.

The authorized pre-tech service facilities in San Diego are:

Black Forest – (858) 292-1192

Vollig Autowerks – (858) 693-9300

Independent Motorcars – (858) 455-5836 *(New Pre-Tech Station!)*

European Motorsports – (760) 599-9307

Comeau Racing – (619) 994-0919

For more info see: <http://www.pcasdr.org/competition/tech-inspection/>

If you are coming from areas outside San Diego you can use any of the authorized tech inspection stations listed on the Zone-8 website or the POC website (but you still must use the correct Zone 8 Tech form. **However, all cars not inspected at one of the 5 above San Diego shops or by our at-track techs are subject to random re-inspection at the track.** Still, for your own safety, you are encouraged to have an authorized local shop tech your car.

Zone-8 tech stations: https://www.zone8.org/events/tech_stations.php

POC tech stations: <https://www.porscheclub.com/technical/tech-stations/>

We have not called most of these shops. They may or may not do this service for you. No shop is under any obligation to tech your car. I suggest going to a shop with whom you have a relationship and that you call in advance. **Make an appointment at the shop of your choice as early as possible!** These shops are doing you a favor and are very busy especially the two weeks prior to our events. Because of Covid-19 guidelines and the increased load on these shops most are charging a labor fee of approximately 30-minutes.

Bring in a completed 2021 Tech/Registration form with you at your appointment time. Also bring your valid driver's license and any safety gear like a helmet, driving suit or HAN device. This form can and should be filled out and printed from your profile stored on the Zone 8 classification website (print out and bring to your inspection): <http://zone8.pca.org/CarClass/Default.aspx>. X class cars should use the form located at <https://www.zone8.org/assets/docs/SampleTechFormZ8.pdf> and must indicate Class and Performance Equipment points on the form prior to having the car teched. Download the form to your computer, then open it with a PDF reader/editor (not in your browser) and use the fill-in feature to complete the form. With X class cars, modifications are relative to the stock version of that car and take points for the same categories as a Porsche, and safety equipment requirements are identical for a given Performance Equipment point level. For help determining Performance Equipment points and safety equipment requirements for X class cars, see the spreadsheet located at http://www.zone8.org/assets/docs/DE_TTSafetyEquipCalculator.xlsx.

Rules and classes have changed in 2021. **You must log in and update your car classification annually.** Just log in to view/edit your car and press all next tabs and then the finish tab. When complete your view page will read "Implementing 2021 Zone 8 Rules" and your tech sheet will say **2021 AX, TT, DE Tech Form** across the top.

Helmet requirements for 2021 have changed so SNELL 2010 helmets are now good until December 31, 2021. After that date 2015/2020 helmets will be required. There were new rules regarding the use of Head and Neck Restraint System in 2020 (HANS) be sure you know them. Helmet stickers may be issued at the track tech inspection station. After December 31, 2021 all red helmet stickers must have been replaced with new blue helmet stickers. No driver will be allowed on-track without a valid helmet sticker. Drivers who only need an updated sticker only need to bring their helmets to the tech inspection garage.

Techs, please note the Performance Equipment points of the car you are tech'ing. This must be written on the form by the driver before you start your inspection. As indicated below, certain safety equipment may be required for a car (including X cars) depending on Performance Equipment points.

For Time Trial & DE

0-199 Performance Equipment Points

Approved Helmet

Seat belts

Open-ended steel lug nuts for cars with non-stock wheel spacers that use lug nuts and wheel studs

Roll bar or cage is required for open cars (except Boxster, 996, 997, 991 & 992 Cabriolets) for track events (not for parking lot events)

200-399 Performance Equipment Points

Fire extinguisher

5 or 6 point harness and an approved Head & Neck restraint system

Roll bar or cage is required for all open cars (including Boxster, 996, 997, 991 & 992 Cabriolets) for all venues

400+ Performance Equipment Points

Roll bar or cage is required for all cars (all venues)

Open-ended steel lug nuts are required for all cars that use lug nuts and wheel studs

Tow hook or strap is required for all cars

Approved Driving suits, gloves, socks and boots are required

The specific items that need to be checked are detailed on the tech inspection information site:

<http://tech.pcasdr.org/files/AX-Tech-Insp-Training-Manual-2016.pdf>

If you do not use one of the San Diego facilities listed on the previous page, please supply your shop with the above information link so that they can fill out the form properly. ***Cars with improperly filled out forms are subject to re-inspection and will likely lose preparation and/or track time!***

Look at this provided example of how the sheet should be filled out:

Notice there are specific answers to tires, brakes etc. If your tech sheet has multiple check marks only it will be rejected. Show that you are paying attention, and have it filled out correctly.

Sample completed tech form: <http://tech.pcasdr.org/files/Sample-tech-form%201-19.pdf>

If you or your inspection station has any questions they can view the full selection of rules documents at:

<http://www.zone8.org/events/rules/current.php>.

If you have any additional questions after reviewing the above materials, please use the following contacts:

Region Rules (Questions/clarifications) rules@pcasdr.org

Tech Inspection (Questions/requirements) techinspectiontt-de@pcasdr.org

Or I can be contacted by phone 8:30am to 4:00 pm M-F for last minute immediate response only, 858-292-1192 or at techadvisor@pcasdr.org.

Steve Grosekemper

PCA-SDR Tech Advisor/scrutineer

techadvisor@pcasdr.org