



Porsche Club of America
San Diego Region




PCA-SDR DE and Time Trial

January 24th and 25th, 2026

Chuckwalla Valley Raceway (CCW)

2026 Competitive Driving Banner Sponsors:





PCA-SDR DE and Time Trial

January 24th and 25th, 2026

Chuckwalla Valley Raceway (CCW)

Welcome to the January 2026 Chuckwalla Time Trial and Driver's Education weekend! We're thrilled to have you join us for the first event of the season. This letter contains critical updates regarding arrival procedures, on-track safety, and the new [2026 Tech Inspection requirements](#).

If you're arriving on Saturday, please plan to get to the track early. Be prepared for a short wait at the track office where you will need to sign the track waiver and pay the gate fee.

Critical New 2026 Tech Procedures: To meet our event insurance requirements, PCA-SDR has moved to a mandatory two-stage tech process. Cars without a valid 120-day inspection on file will not be allowed on track. Please review the Tech Inspection section below for more detailed information. To summarize:

- **120-Day Pre-Tech:** Must be performed at a shop and emailed to prereggtt-de@pcasdr.org **before the event.**
- **Final Tech:** Performed at the track. Your car must be empty with numbers on all four sides and the wheels torqued if you have lug nuts or bolts, if you have center-lock wheels the center caps must be removed so we can check the locking features are engaged.

Please check the weather forecast and be prepared for desert conditions. Do not assume hot weather rules will be in effect. Pack natural fiber long-sleeve shirts and pants; shorts may not be allowed.

If you have any questions, please contact us at prereggtt-de@pcasdr.org.

Thank you for driving with us—be safe and have fun!

Your DE/TT Team

2026 DE/TT Season	
January 24-25	Chuckwalla CCW
Feb 28 - March 1	Chuckwalla CW
April 4-5	Chuckwalla CCW
September 26 - 27	Chuckwalla CW
Oct 31 - Nov 1	Buttonwillow Circuit (NEW!)
December 19 -20	Chuckwalla CCW

Before You Head to the Track

Driver and Car Safety Driving at a racetrack involves inherent risks. While these are not wheel-to-wheel races, high speeds and proximity mean collisions can occur. Track driving also stresses vehicle components. Please be advised that standard automotive insurance typically does not cover damages incurred at a racetrack. We strongly encourage you to review track insurance options via Lockton Motorsports, a partner of PCA National.

If you decide these risks are not for you, you may cancel your entry on MotorsportReg by contacting prereggtt-de@pcasdr.org.

Tech Inspection and Car Classification (New for 2026)

To align with PCA National Minimum Standards, all participants must complete this two-stage process:

1. 120-Day Pre-Tech Inspection

- A "wheels-up" inspection on a lift at an approved tech station or Porsche dealership.
- Email a scan of the completed form to prereggtt-de@pcasdr.org before the event. Bring a hard copy to the track.
- Valid for 120 days unless a major mechanical failure occurs.

2. At-Track Final Tech Inspection

- A final check performed at the track within 24 hours of the event (Friday afternoon or Saturday morning).
- Your car must be completely empty with driver numbers visible on all four sides and wheels torqued (lug nuts/bolts) or with center cap removed on center lock wheels so the nut locking feature can be seen.
- Bring your 120-Day Pre-Tech form and a blank Final Tech form (signed) to the tech line.

Forms & Classification

- [120-day Tech Inspection Form](#) (Page 1-2)
- [Final Tech Form](#) (Page 3)
- Porsche Cars 2026 Classification: <https://classification.zone8.org>.
- X-Class / Non-Porsche Safety Calculator: https://www.zone8.org/assets/docs/2023/DE_TTSafetyEquipmentCalculator.xlsx.

At the Track

Waivers and Wristbands Waivers must be completed for everyone in the paddock. If you see anyone without a **PCA-SDR spectator or driver wristband**, please direct them to a Pre-Reg team member at the



timing booth. Minor waivers require both parents' signatures; please contact prereggtt-de@pcasdr.org before the event if you are bringing a minor.

On-Site Check-In After passing Final Tech, present your Final Tech Inspection Form at the Paddock Tent. Check-In will retain the Final Tech form and may ask to see your 120-day form. You will then receive an envelope labelled with your name, car class, car number, transponder number, and run group. Please review this information for accuracy. The envelope will also contain a window sticker indicating your run group.

Transponders A working transponder is required for all TT and TT-Student sessions. If you are using your own transponder, please ensure it is charged before arriving. Rental transponders will be available at the track if yours fails or if you need one. If renting, it must be returned before you leave on Sunday. Unreturned transponders incur an **\$850 replacement fee**.

Event Communication All info (schedules, track maps, and results) is digital. Scan the QR code on your window sticker or visit zone8.pcasdr.org. Ensure your phone number in MotorsportReg is correct to receive critical text alerts throughout the weekend. Please **do not respond** to or **STOP** these automated texts.

Final Item Please ensure your credit card on file with MotorsportReg.com is current. If it has expired or been compromised, update your information as soon as possible to avoid any issues with your entry.

Chuckwalla Valley Raceway (CVR) Specifics

Gate Information and Waivers A track waiver and entry fee are required for all visitors. Keep your CVR wristband on all weekend. Guests and minors must sign both track and PCA waivers to receive their respective wristbands.

Track Services

- **Fuel:** Available at CVR, but not guaranteed. Nearest fuel is Chiriaco Summit (20 mins away).
- **Tires:** No tire service is available at the track.
- **Food:** The snack bar is typically open for breakfast/lunch. The club does not provide water; please bring plenty for the desert environment.
- **Facilities:** Bathrooms and showers are available. No garages are available for this event.

Camping and Quiet Hours Camping is permitted. RV hookups are available via CVR. Quiet hours: 10:00 PM to 6:00 AM. No generators may run during this time.

Directions From I-10, exit onto Rice Road (177) North. Turn right at the Chuckwalla water tank. Please park only in marked paddock spaces and do not use the reserved areas (marked in red on **Figure 1** below) without explicit approval from the event chair.



Figure 1: Chuckwalla Check-In and Parking Guide

Schedule Overview

Important: Check-in and Tech have strict closing times to ensure the event starts on time.

Friday

- **Check-in & Final Tech:** Paddock Tent, typically starting around 5:00 PM. (Watch for a text confirmation).

Saturday (CCW)

- **6:00 AM:** Gates Open
- **7:00 AM:** Check-in Open (Closes 7:40 AM)
- **6:15 AM:** Final Tech Open (Closes 7:30 AM)
- **7:45 AM: Mandatory Drivers' Meeting**
- **8:30 AM:** Track Goes Hot (Red Group first; Green Group Classroom)
- **5:00 PM:** Track Cold

Sunday (CCW)

- **6:00 AM:** Gates Open
- **8:00 AM:** Track Goes Hot (Green group first)
- **12:30 PM:** Mandatory Timed Runs Meeting (for those participating)
- **2:00 PM:** Timed Runs Begin
- **3:30 PM:** Track Cold



Saturday

7:00 AM Check-in open till 7:40 AM

6:15 AM Final Tech Inspection open till 7:30AM

7:30 AM DE Instructor meeting

7:45 AM Driver's meeting. MANDATORY for all

Time	Group	
Session 1		
8:30 AM	Green	Classroom Session
8:30	Red	
8:55	Orange	
9:20	Yellow	
Session 2 – Regardless of start get back on schedule by 9:45		
9:45 AM	Green	Ducks in a row
10:10	Red	
10:30	Orange	
10:50	Yellow	
Session 3		
11:10 AM	Green	Passing Exercise
11:30	Red	
11:50	Orange	
12:10 PM	Yellow	

12:30 – 1:20 Lunch

Track tour ~12:40-1:10

Session 4	
1:20 PM	Green
1:40	Red
2:00	Orange
2:20	Yellow
Session 5	
2:40 PM	Green
3:00	Red
3:20	Orange
3:40	Yellow
Session 6	
4:00 PM	Green
4:15	Red
4:30	Orange
4:45	Yellow

Sundown is at 5:05PM - Sessions may be shortened or cancelled at the discretion of the event chair.

5:00 PM Track goes cold.



Sunday

Time	Group
------	-------

Session 7

8:00 AM	Green
8:20	Red
8:40	Orange
9:00	Yellow

Session 8 - Regardless of start get back on schedule by 9:20

9:20 AM	Green
9:40	Red
10:00	Orange
10:20	Yellow

Session 9

10:40 AM	Green
11:00	Red
11:20	Orange
11:40 PM	Yellow

12:00 – 1:00 Lunch

12:30 PM Drivers Meeting - Mandatory for those participating in Timed Runs at 2:00 PM

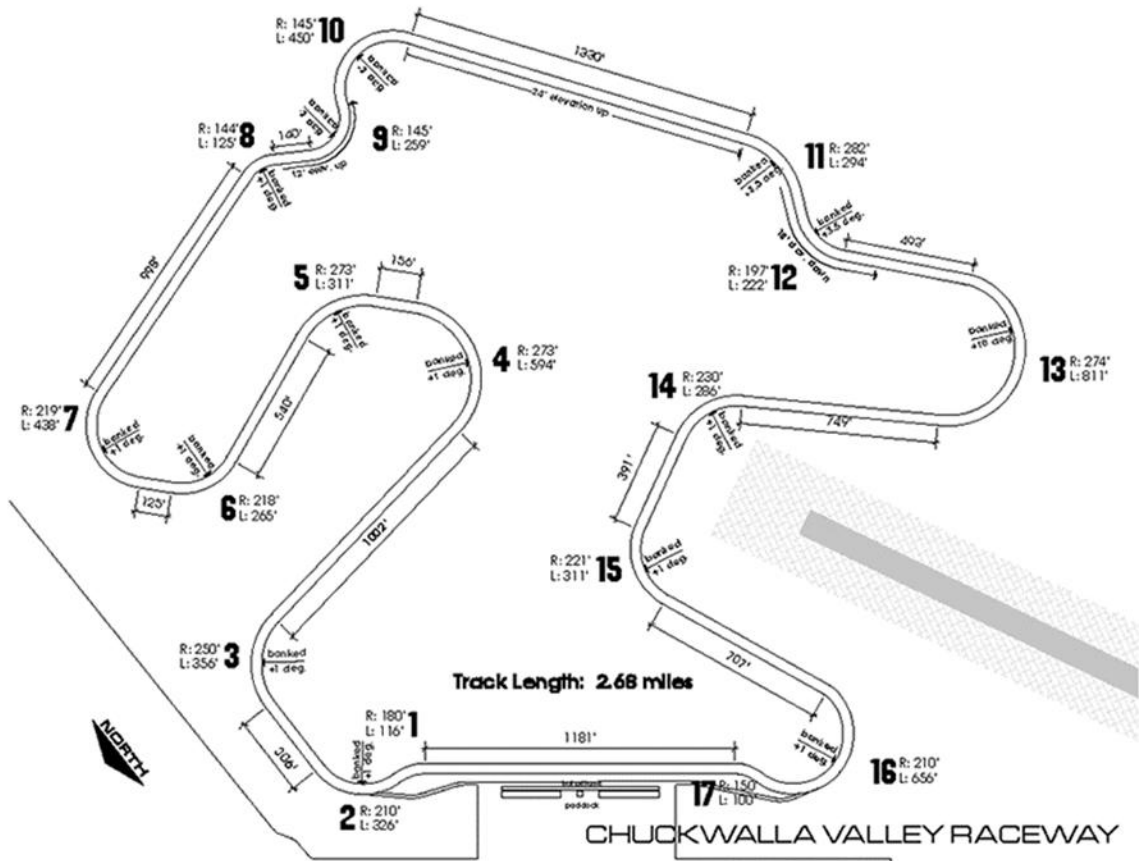
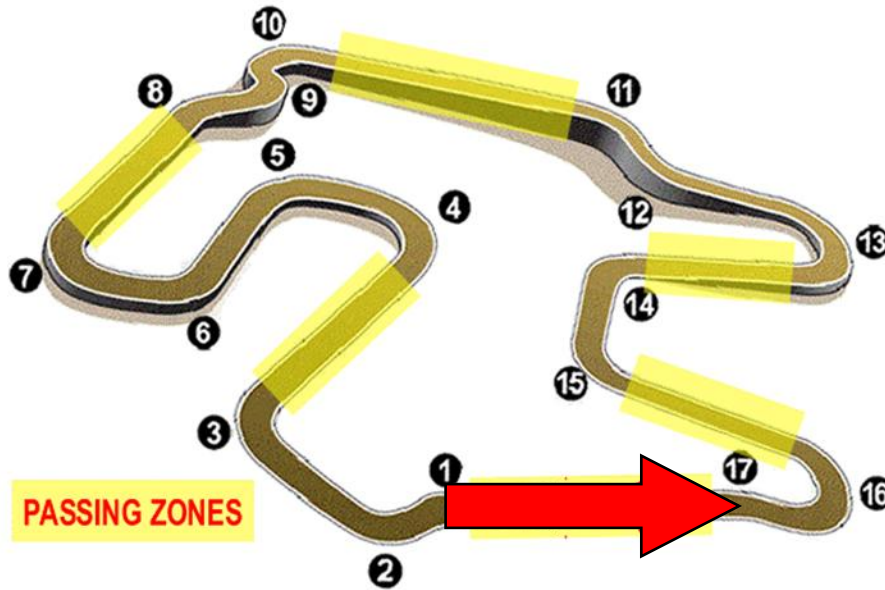
Session 10 Note Run Group order change

1:00 PM	Green
1:15	Yellow
1:30	Orange
1:45	Red

Timed Runs

2:00 PM	Timed Runs – Grid in order. Report when your name and/or car number is called.
---------	--

3:30 PM	Track goes cold
---------	-----------------





Mandatory Driver's Meeting Notes

General Rules and Reminders This is a Driver's Education and Time Trial event, **not a race**. Aggressive driving or passing without a point-by signal will result in a black flag and possible expulsion from the event. All drivers **must attend the mandatory driver's meeting at 7:45 AM** on Saturday. If you do not attend, you will not be allowed on track.

Please pay attention to text and/or PA announcements for any schedule changes due to delays. We will work to get back on the published schedule as soon as possible. Be respectful of the Starter, flag team, and all track workers. They are in charge of the track and are there for your safety. If you have any issues, please report the issue to the timing booth and a DE/TT team member will assist you.

No joy rides. Only instructors (red wristband) may have a passenger.

Paddock Safety

- **Speed Limit:** 10 mph – first gear near idle
- **Clothing:** Natural fiber long sleeves/pants and closed-toe shoes are required at all times while driving.

Gridding

- **Hot Pit:** Follow all Starter directions. Do not enter the hot pits unless waived in by the starter.
- **Grid Line Up:** Form three lines based on your pace within your group
 - **Faster 1/3 of group:** line up closest to the pit wall
 - **Medium 1/3 of group:** line up in the middle lane
 - **Slower 1/3 of group:** line up closest to the paddock

On Track Safety

- **Track Direction:** Counter-Clockwise (CCW). Stay right when entering around Turn 16.
- **First Session:** Full-course yellow for the first two laps.
- **Off-Track Excursions:** If you go 4-wheels off, you must report to the hot pits immediately for inspection.
- **Point-Bys:** Passing is only by point-by. The leading car should lift off the gas completely to facilitate a safe pass.
 - **Left-Side Pass:** Arm out the window.
 - **Right-Side Pass:** Arm over the roof.
- **Flags:**



GREEN FLAG: The track is hot.



YELLOW FLAG: Caution. Slow down and look ahead. No passing until you are past a corner station without a yellow. If the flag is waving, slow down more and assume there is a serious hazard.



YELLOW WITH RED STRIPES: Debris. Slow down until you have identified the hazard. This flag is typically displayed for two laps.



BLUE WITH YELLOW STRIPE: Passing Flag. Point the car or cars behind you by at the next passing zone. If in doubt, let the car pass.



BLACK WITH ORANGE CIRCLE: Mechanical Problem. Something is wrong with your car. Pit immediately and discuss with the grid worker.



FURLED BLACK FLAG: Minor Driver Problem. You are doing something wrong. If you know what it is and can fix it, you do not need to come in. If you are unsure, come into the pits.



UNFURLED BLACK FLAG: Driver Problem. You must come into the pits immediately so a grid worker can speak with you. This may be for a driving error or a mechanical issue.




RED FLAG: Full-Course Shutdown. Emergency. Check your mirrors, slow down, pull off the driving line, and stop in a safe place. Keep your car running and wait for instructions.



RED AND YELLOW FLAGS TOGETHER: Indicates a full-course shutdown and that you should return to the pits slowly.



WHITE FLAG: Slow Vehicle on Track. This is usually an emergency vehicle that may be moving in any direction. Slow down significantly. You can pass the vehicle but only with extreme caution. The white flag will also indicate the last lap during timed runs on Sunday.



CHECKERED FLAG: End of Session. No matter where you are on the track, when you see the checkered flag, return to the pits.

- **Mechanical Issues** If you know your car is leaking fluids or has a mechanical failure, drive to the side of the track and avoid the driving line. Your car must be cleared by the chief tech inspector before you can return to the track. If you go back out without clearance, you will be expelled from the event.
- **Exiting Your Car** Unless your car is on fire, **do not get out of your car on a hot track.** Do not try to inspect or repair damage. Stay in the car. You and your car will be towed back to the pits when it is safe. To indicate you need a tow, tap on your roof.
- **Student Drivers** The DE instruction team will explain special procedures for your first two sessions. **Get your instructor's notes and signature in your logbook.** If an instructor vouches for you to solo, get approval from the TT CDIs.

Driver's Meeting Contest Please prepare an answer for the question corresponding to your run group (DE or TT). The first person to correctly shout out the answer when prompted will win the prize. Prizes will vary.

Contest Questions (Prepare Your Answer in Advance):

- DE students: Which French company forced the 901 to 911 name change?
- TT Drivers: What was the 919 Hybrid Evo's record-breaking lap time at the Nürburgring?

Final Reminder The track goes cold at **5:00 PM on Saturday** and **3:30 PM on Sunday**. Please stay to help others clean and pack up equipment on Sunday if possible. Remember to return your transponder.