



PCA-SDR DE and Time Trial

April 20-21st, 2024

Chuckwalla Valley Raceway (CCW)

2024 Season Sponsors



INDEPENDENT MOTORCARS
Servicing BMW · Audi · Mercedes-Benz · Porsche





**PCA-SDR DE and Time Trial
April 20-21st 2024
Chuckwalla Valley Raceway (CCW)**

Hello, welcome to the April 2024 Chuckwalla DE/TT weekend with PCA-San Diego Region! We are excited to have you driving with us and hope you have a safe, fun, and *fast* time. Please read through all the information in this letter. There is **NEW** and important information for arriving at the track, our procedures, on-track safety, and many other topics. If arriving Saturday, please arrive at the track early. There is often a wait to get in, and you will have to sign the track waiver and pay the gate fee for the track.

Two important updates regarding a road closure and accommodations:

1. **The Eastbound Desert Center Rice Road exit from the 10 freeway is currently closed.** All participants taking Hwy 10 eastbound should take the prior exit, Eagle Mountain Road. After exiting onto Eagle Mountain, head north and turn right onto Ragsdale Road after passing under the freeway. Failure to do so will add an hour to your commute; 30 mins to the next exit and 30 mins back! Ragsdale Road will take you to Rice Road where you can continue north to Chuckwalla Valley Raceway. Anyone coming westbound on Hwy 10 from, for example Blythe, can use the regular Rice Road exit.
2. **This is the second weekend for the Coachella Music Festival**, so plan ahead for increased traffic. If you have not secured accommodations, be aware that lodging in the surrounding Indio area is going for a hefty premium due to this event. Alternatives could be further west in Palm Springs or east of Chuckwalla in Blythe. Chuckwalla is about the same distance from Indio as it is from Blythe. Since Blythe is 45 miles east of Chuckwalla, your commute will be an additional 90 miles if you lodge there for the weekend. If you prefer saving money, either plan to camp or consider staying in Blythe if you have not made reservations yet. You may also consider posting on our forum, www.forum.pcasdr.org, if you're interested in sharing a cabin with someone willing to take on a roommate.

Car preparation is very important; all the tracks we attend are a long way from the nearest Porsche garage. We require every car to have a valid tech inspection to be presented at registration. For this event there are 2 remaining options; the first is an inspection at designated shops and the second at the event:

1. Pre-Tech at a qualified shop (**Strongly recommended for all**) at shop rates.
2. Tech at the track on Friday afternoon or Saturday morning. No Tech fee.

Check the weather forecast and be prepared for cold, hot and windy conditions in the desert. Do not assume hot weather rules will be in effect. Please pack natural fiber long sleeves and pants in addition to shorts. If you have questions about the event, please reach out to us. Questions about registration and status can be sent to preregtt-de@pcasdr.org, questions about the event in general can be sent to tt@pcasdr.org. The event chair, Mark Curran, can be reached at (619) 249-3513 for urgent matters only please.

Thank you for driving with us, be safe and have fun! Your DE/TT Team.



2024 Season	
January 6-7	Chuckwalla CW (DE/TT)
March 2-3	Streets of Willow Springs CW (DE/TT)
April 20-21	Chuckwalla CCW (DE/TT)
June 15-16	Big Willow CW (TT only)
September 14-15	Big Willow CW (DE/TT)
October 26-27	Chuckwalla CW (DE/TT)
December 7-8	Buttonwillow TBD (TT only)

Driving at a race track comes with inherent risks to you and to your car. While the events are not racing, cars are in close proximity at high speeds and collisions, though rare, have occurred. In addition, driving at track will stress many components of your car and going off-track can damage the vehicle. If you decide that you do not want to take the risks to yourself or your car, please contact pre-registration at prereggt-de@pcasdr.org and cancel the event on MotorsportReg. You will not be charged for the event.

Standard automobile insurance will most likely not cover any damages incurred at a race track. Lockton Motorsports offers track insurance and has partnered with PCA national. Read the policy and make sure that its coverage satisfies your needs.

Please check the class-list on the zone8.pcasdr.org website before the event and alert us to any errors in classification and make sure you are signed up for timed runs, if desired. This is indicated as TT w/TR. Email prereggt-de@pcasdr.org if there are any classification changes that need to be made.

Bring your completed tech sheet to check-in. It must be the latest form dated December 19th, 2023. It is available at <https://classification.zone8.org>. For correctly classified Porsche cars, the techsheet will print with driver, car, and points information filled in. X cars can get a blank techsheet from <https://www.zone8.org/assets/docs/SampleTechFormZ8.pdf> and can calculate their performance points from the spreadsheet available at the Zone 8 website https://www.zone8.org/assets/docs/DE_TTSafetyEquipCalculator.xlsx

Check the information printed on the envelope you receive at check-in. It will have your name, your car class, your car number, your transponder number, and your run group. Please check it for any needed changes. Inside the envelope will be a window sticker indicating your run group.

We recommend pre-teching to catch and fix problems before the event, but no earlier than 30 days. However, we understand not all participants have a Zone 8 tech station within a convenient driving distance. This is why we have gone back to providing inspections at events. If you would like to pre-tech, a list of San Diego area shops is provided on page 16.

Any car teched by a shop other than Black Forest, Comeau Racing Enterprises, European Motorsports, HG Performance, or Independent Motorcars, may be subject to at-track re-inspection. Tech forms with a POC, or other stamp, not filled out correctly may not be accepted. In this case, you may have to go through re-inspection at the track.



Every car on track during the TT run sessions needs to have a working transponder on it. If you are using your own transponder please charge it before the event. If your transponder fails to function you will need to rent a transponder at track. Rental transponders must be returned before you leave Sunday. Please check your car before driving away, a transponder returned after leaving the track will incur a \$100 fee. If not returned within a week you will be charged a replacement fee of \$750.

You must notify the registration team before driving another person's car or having someone else drive your car, or remove your transponder and have them mount theirs. If this isn't done the lap times will be associated with the wrong driver which will cause problems with run group assignments and gridding for timed runs.

To get results at the track please visit the mobile website zone8.pcasdr.org. There you can find a schedule, track map, check your times, see the results archive, and modify the text notifications you receive. No paper copies of the track map or schedule will be provided. Print your own if desired.

Texting is used to convey important and timely messages. Check your phone regularly throughout the weekend. **PLEASE DO NOT RESPOND TO THESE AUTOMATED TEXTS.** All lap times will be sent by text.

Please make sure your credit card on file at MotorsportReg.com is current. If the card has expired or been stolen/lost please put another card on file immediately prior to the event.

Chuckwalla specific information:

Please be friendly and courteous to the track and gate workers. If we are unpleasant, it jeopardizes our chances of returning to the track. If there is any issue with track personnel, please call Mark Curran at (619) 249-3513.

The Chuckwalla waiver and entry fee are required for all track visitors, drivers, and guests. Please keep your Chuckwalla wristband on the entire weekend. Guests are allowed, they will have to sign both the track waiver and the PCA waiver. They must wear both wristbands. Minors will need a parent to sign their waiver.

Please do not park in the reserved areas without approval from the event chair, marked in red on the image below (**Figure 1**):



Figure 1: Chuckwalla Parking Guide

Please park in the marked paddock spaces outside of the reserved areas marked in red.

Friday afternoon and Saturday morning event check-in will be at the large outdoor paddock tent shown in Figure 1. During check-in you will submit your tech sheet and receive your window sticker and wrist band. Completed techsheets are mandatory, and drivers will not be allowed to register or participate without a valid techsheet.

Directions to track:

Currently the Rice Road exit is closed. From Hwy 10 eastbound, take the Eagle Mountain Road exit, head north and turn right onto Ragsdale Road which will take you to Rice Road. Head north on Rice Road till you see the Chuckwalla water tank.



Turn right and follow the road to the gate.



Chuckwalla will charge a gate fee and require two waiver signatures. These are track requirements and must be met for admission.

Chuckwalla has gas available, however it is not a certainty. Be sure to have an alternative plan. The next nearest gas is in Chiriaco Summit, 20 minutes away. Plan your refueling so you can make it to Chiriaco Summit if necessary.

There is no tire service at the track; there are several tire stores in Indio.

Camping is allowed at the track. RV hookups are available to rent, and there is a fee for RV camping without hookups payable to the track. Contact the track for information.

Quiet hours are 10 PM to 6 AM. Please be courteous or you may be asked to leave. No generator running during the quiet hours.

There are no garages available for our use.

There are bathrooms with showers available.

The snack bar should be open both weekend days for breakfast and lunch. The snack bar is now being run by Mindy who has a catering background, and reports are the food is much better. Please try to patronize the snack bar at least once this weekend. Providing support will insure it's there next time we have an event. The club will not provide any refreshments, not even water. Please be prepared for a day in the desert.

Friday info:

Friday afternoon on-site tech is now available and will be conducted at the track paddock. Please note the following about on-site tech inspections:

Tech at-track is provided to ease the burden on some drivers without easy access to a qualified shop. It is an option with a high level of risk so we strongly recommend getting a pre-tech for your car at a qualified shop.

- If you fail an at-track inspection and are unable to repair and return to the tech line for re-inspection before tech closes, you will **NOT** be allowed to drive.
- If you fail an at-track inspection and there are people on the wait-list for your run group or student status, you will be charged the full entry fee and **NOT** be allowed to drive.
- There are a limited number of tech inspectors volunteering for the club. If your car is not inspected by the time tech inspection closes, you will **NOT** be allowed to drive.
- If your safety equipment is insufficient for the amount of performance points your car has, you will **NOT** be allowed to drive.

Pre-tech is strongly recommended and will allow your mechanic to catch issues and resolve them in advance.



If checking in on Friday afternoon, please bring your completed techsheet with you to check in under the paddock tent. Completed techsheets are mandatory, and drivers will not be allowed to register or participate without a valid techsheet.

New addition for Friday! 5:15 to 6:15PM in the paddock classroom:

Please join our very own tech guru, Steve Grosekemper of Black Forest, for a chalk talk on tires and suspension. The discussion will start by covering tire temperature, tire pressure, and durometer readings. This will transition into suspension settings highlighting sway bar and shock settings.

There will be a slideshow and handouts to take away at the end of the discussion as well as super cool “tire tool” door prizes giveaways for those in attendance. Steve guarantees that everyone who attends will leave with the understanding on how to make their car go faster and manage their tires for a longer life!

Please bring your own adult beverages to go along with the provided snacks and treats!

Saturday info:

Gates open at 6:30 AM, and check-in is available at 7:00 AM. Please check in as early as possible! The track is hot for Red at 8:30. On-site tech will be performed by PCA-SDR volunteer tech inspectors at the track paddock. Everyone must attend the mandatory drivers meeting held at 7:45 AM. Prior to that meeting will be a smaller meeting for DE instructors at 7:30 AM. For DE Drivers, the DE CDIs will instruct you where to go for a classroom session at 8:30 AM.

A track tour at low speeds is available to any street legal 4 wheeled vehicle at lunch time 12:40-1:10 PM, volunteers permitting. The track goes cold at 5:00 PM. There will be a track walk at 5:10 PM pending daylight. Sunday there will be a mandatory drivers’ meeting for timed run participants at 12:30 PM.

Sunday info:

Gates open again at 6:30 AM. Track hot at 8:30 AM. There is a drivers’ meeting, mandatory to anyone participating in timed runs, at 12:30 PM. Additionally, if you or a guest are able to volunteer and help grid cars for timed runs it will be appreciated.



Saturday

- 7:00 AM Check-in open till 7:40 AM
- 7:00 AM Tech Inspection open till 7:30AM
- 7:30 AM DE Instructor meeting
- 7:45 AM Driver’s meeting. MANDATORY for all

Time	Group	
Session 1		
8:30 AM	Green	Classroom Session
8:30	Red	
8:55	Orange	
9:20	Yellow	
Session 2 – Regardless of start get back on schedule by 9:45		
9:45 AM	Green	Ducks in a row
10:10	Red	
10:30	Orange	
10:50	Yellow	
Session 3		
11:10 AM	Green	Passing Exercise
11:30	Red	
11:50	Orange	
12:10 PM	Yellow	

12:30 – 1:20 Lunch
Track tour ~12:40-1:10

Session 4		
1:20 PM	Green	
1:40	Red	
2:00	Orange	
2:20	Yellow	
Session 5		
2:40 PM	Green	
3:00	Red	
3:20	Orange	
3:40	Yellow	
Session 6		
4:00 PM	Green	
4:15	Red	
4:30	Orange	
4:45	Yellow	

5:00 Track is cold.
5:10 Track walk



Sunday

Time Group

Session 7

8:00 AM	Green
8:20	Red
8:40	Orange
9:00	Yellow

Session 8 - Regardless of start get back on schedule by 9:20

9:20 AM	Green
9:40	Red
10:00	Orange
10:20	Yellow

Session 9

10:40 AM	Green
11:00	Red
11:20	Orange
11:40 PM	Yellow

12:00 – 1:00 Lunch

12:30 PM Drivers Meeting - Mandatory for those participating in Timed Runs at 2:00 PM

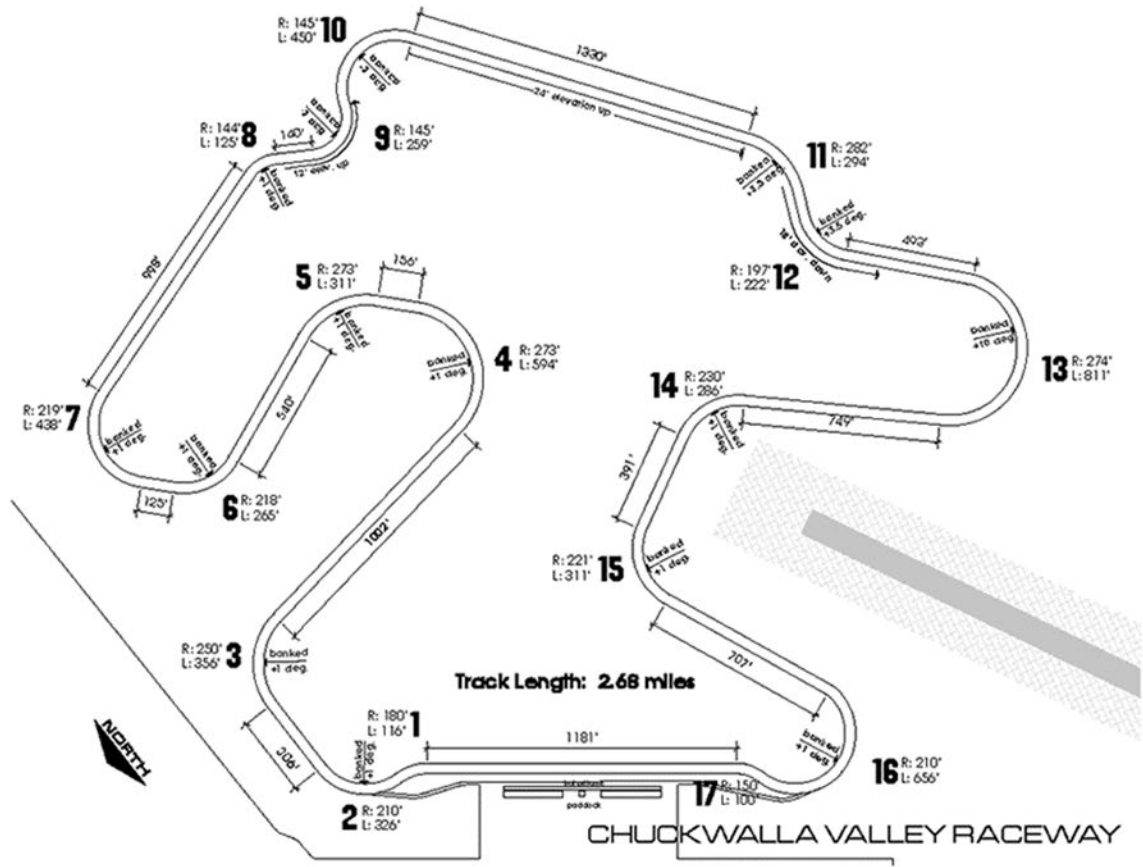
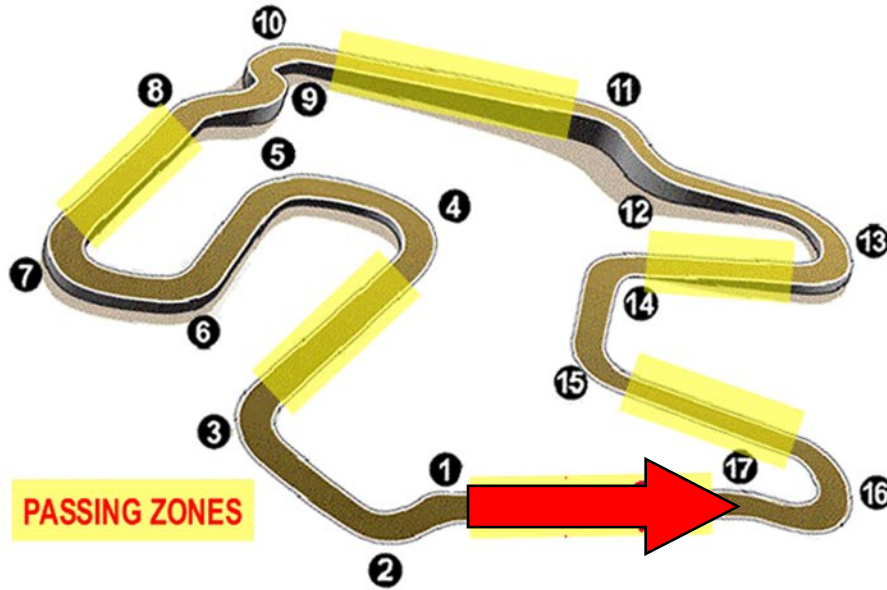
Session 10

1:00 PM	Green
1:15	Yellow
1:30	Orange
1:45	Red

Timed Runs

2:00 PM Timed Runs – Grid fastest to fast. Report when your fastest lap time is called.

3:30 PM Track goes cold





Driver's meeting notes:

This is not a race! Passes without a point or aggressive driving will result in you being black flagged and potentially expelled.

Please be at the mandatory drivers meeting (7:45AM) on time. If you do not attend the meeting, you will not get to drive.

In case of a late start or mid-course delay we will strive to adjust the schedule in a fair manner that returns us to the published schedule as soon as possible. Please pay attention to PA announcements in case of schedule shift.

The track is being driven counter-clockwise. Enter the hot pits to the right of the timing booth and exit the hot pits prior to the timing booth. **DO NOT CROSS THE BLEND LINE WHILE ENTERING THE TRACK.**

When gridding:

Please form three lines. Since we are driving counterclockwise, the Fastest cars line up in the left line, closest to the pit wall next to the track. Faster cars use the middle line. Fast cars use the right of the gridding area, next to the pit wall, closest to the paddock. After each run session please check your group's times to determine your line placement.

Do not let other drivers drive your car without alerting a timing team member *in advance*.

Please return the rental transponder before leaving the track for good. Ask a member of the team if you are unsure where to return them.

Be respectful of the Starter, flag team, and all track workers. They are in charge of the track and are there for your safety. If there is an issue please find Mark Curran, or call him at (619) 249-3513.

A track tour is available Saturday during the lunch hour for drivers and guests. Keep the speeds below 55mph. See schedule for track tour times. Waivers must be completed before participating in the track tour.

Waivers must be completed for everyone in the paddock or going on track in the tour. If you see anyone without a PCA-SDR wristband please tell them to find a team member and complete the waiver. Minor waivers require parent signatures, contact prereggt-de@pcasdr.org before the event if you are planning to bring a minor.

Point-By Passing Rules:

To have a driver pass you on your left completely extend your left arm and point to the left and **LIFT OFF THE GAS.**

To have a driver pass on your right extend your hand over the roof of your car and point right and **LIFT OFF THE GAS.**



One separate, all the way out and all the way back, point for each car you are allowing to pass you.

To indicate a track exit, extend a fist out the window with your forearm vertical. If you indicate a track exit you must exit, do not continue the lap if you change your mind, exit the track and proceed to the hot pits to be launched again by the starter.

Make all signals to other drivers very clear. And as a driver don't act on a signal if you're not sure if it was for you or if the signal is unclear. Safety is our priority.

After pointing a driver by please **LIFT OFF THE GAS (do not brake)**. Cars with lower horsepower cannot pass you if you remain at the same speed.

If you are holding up traffic you may get a blue flag indicating to check your mirrors and point by the following car/s. Failure to do so will result in a black flag. Please let people pass before flags are needed.

Passing zones are: The front straight between 17 and 1, between 16 and 15, between 14 and 13 (before the bowl), between 11 and 10 (back straight), between 8 and 7, and between 4 and 3.

Red group may pass anywhere with a point-by.

The first session on Saturday and Sunday for all run groups is under full course yellow for the first two laps. If you go four wheels off or have a full spin during the first session you will be black flagged and your session is over. Come off track even if you don't see the flags. Build speed slowly.

If you go four wheels off at any time you must return to the hot pits for a quick inspection to make sure you aren't leaking fluids or have other damage.

Flags and their meanings:



YELLOW - Caution

Slow down, look ahead. No passing under a yellow flag until you are past a corner station without a yellow. If it's waving slow down more and assume there is an immediate or serious danger.



YELLOW WITH RED STRIPES - Debris

Debris that can be driven through. Slow down until you have identified the hazard. This flag will typically be displayed for two laps. Don't assume the debris is gone when the flag is put away.

If you know your car is leaking, please avoid the time trial line, drive off in the marbles.

If you leak fluids on the track or have a mechanical failure of any kind you must be cleared by the chief tech inspector before returning to the track. If you go out again without clearance you will be expelled from the event.



BLACK WITH ORANGE CIRCLE - Mechanical problem

Something is wrong with your car. Pit and discuss with the grid worker.



FURLED BLACK - Minor driver problem

You're doing something wrong. If you know what you did and can remedy it you don't need to come in. If you are unsure, come into pits.



UNFURLED BLACK - Driver problem

You must come into the pits so the grid workers can talk to you. It may be mechanical, or it may be a driving error you committed.

If you spin more than 180 degrees or go four wheels off, expect a black flag. If you do either of those come into the hot pits, even if you don't see the flag. Tell the pre-grid worker what happened and have them look over your car before sending you back out.



BLACK FLAGS AT ALL CORNERS - Return to pits using track exit.



BLUE WITH YELLOW STRIPE - Passing flag

Point the car or cars behind you by at the next passing zone. If in doubt let the car behind you pass.

If you are in a run group that doesn't match the speed of your car or your comfort level, please talk to the event chair or CDIs to determine if a run group change can be made.




WHITE FLAG - Slow vehicle on track, usually an emergency vehicle, it may be moving in any direction. Slow down a lot! You can pass the vehicle but only very carefully.
The white flag will also be used to indicate the last lap during timed runs on Sunday.



RED FLAG - Full course shut down

Emergency, check your mirrors, slow down, pull off the driving line, and stop in view of a corner station with your car running. Wait until directed to proceed. Stay in your car. A red and yellow together will indicate that you should return to the pits slowly.



CHECKERED FLAG - End of session

No matter where on track, when you see a checkered flag return to pits. Look at the start/finish every lap.



GREEN FLAG - Track is hot

Unless your car is on fire or in an extremely dangerous place do not get out of the car. Do not exit the car to inspect for damage, or try to repair while the track is hot. Stay in the car or be far away from it



and the track. You and your car will be towed back to the pits at the end of the session unless your car is in an unsafe place. Indicate to the corner workers that you need a tow by tapping on your roof.

If your car is on fire or in an unsafe place exit the car and get at least 100 feet or more away from the track.

DE participants will have special procedures for their first two sessions on Saturday. The DE instruction team and your instructor will explain these procedures to you.

The first two laps of each TT group's first morning session will be under a full course yellow. NO PASSING. Take this opportunity to inspect the track and mentally prepare.

Cones are for reference only and may move at any time. They do not correspond to the 'ideal' line for any given car.

It is hard to see cars coming down the front straight from the track entrance. Pay attention to the grid worker, when they instruct you to go move out quickly. **When you enter the track, stay to the outside of the track until after the blend line, then smoothly rejoin the driving line. Don't jerk across the track to get onto the driving line immediately.**

Please communicate any issues with disputed classifications, safety issues, dangerous behaviors, or other rule violations to the event chair. Do not address your issue to the other party, speak to the event chair, Mark Curran 619 249-3513.

Please be sure your car class is correct before Saturday. Check the envelope you receive as well as the zone8.pcasdr.org website.

Natural fiber long sleeved shirts and long pants, or a driving suit along with closed toed shoes are always required. Do not assume there will be a hot weather waiver. If your car is modified enough to require a driving suit, you must always wear it while driving.

Safety

1. No drugs, alcohol
2. Drink a lot of water
3. Sunscreen and a hat recommended in the pits.
4. Windows down for each occupied seat, both windows down is recommended.
5. Build speed slowly
6. No loose items in car - remove them before going out for the first session.
7. 10mph maximum in the pits
8. Take caution when walking through paddock and pits
9. Let tires warm up before driving hard
10. It's ok to change instructor if your pairing isn't working, contact DE CDI.
11. Student log book, get your instructor's notes and signature. If they vouch for you to solo go to the TT CDIs for approval to solo.
12. CDI recommendation for club racing - communicate early with the CDIs if you want this recommendation.
13. Passengers only allowed with an instructor, no fun rides with friends. One person must have a red checkered wristband. During track tours this requirement is relaxed.



14. Check oil
15. Inspect your tires after each session
16. Use jack stands if under car
17. No suction cup mounts for cameras or data recorders
18. Next meeting driver's meeting is Sunday 12:30 PM.
19. Track cold at 5:00 Saturday, 3:30 Sunday, please stay to help pack up Sunday if possible.



IMPORTANT INFORMATION FROM YOUR PCA-SDR TECH ADVISOR – 2024

I know you are all looking forward to running in the upcoming DE or Time Trial. What will make this event run easier and let you avoid the on-site tech if all cars are pre-teched before arriving at the track. Therefore, I am sending a list of pre-tech shops as well as a checklist of what is expected in the inspection. These tech station inspections are usually made by waiting appointment at a flat fee of \$80 but check with your facility of choice. There will also be a small tech team at the track but they may not have enough inspectors or time to complete all inspections. And remember on site tech is not as complete as a tech station tech inspection on a hoist. You will be much better off doing this ahead of time, as repair services will be minimal trackside. At the track tech inspectors are also drivers, so if you can't be fit in before session one, you will miss driving until a tech inspector can get back to your car.

You can pre-tech at an approved shop 30 days before the event if you have no other conflicting driving events. Please make an appointment as soon as possible as these shops are extremely busy the two weeks prior to the event and usually unavailable the week leading up to the event. Your car must be in "Track ready" condition with the tires you will be running plus your helmet and additionally with your harnesses installed and HANS and driving suit in the car if required. When your pre-tech is completed put the form in your car glove box or door pocket for safe keeping. Don't lose track time because you left your tech form at home on your desk! It should be completely filled out and look like this sample: <http://tech.pcasdr.org/files/Sample-tech-Sheet.pdf>

If your tech sheet is incomplete or incorrect at registration you will have to re-tech at the track and go to the back of the tech inspection line!

The authorized pre-tech service facilities in San Diego are:

San Diego Area Tech Stations:

Black Forest – (858) 292-1192

Comeau Racing – (619) 994-0919

Independent Motorcars – (858) 455-5836

North San Diego County Tech Stations:

Autohaus Frankfurt / Murrieta – (951)-894-2985

European Motorsports / Escondido – (760) 599-9307

HG Performance - HG Autohaus / San Marcos – (858)-454-7137

For more tech station info see: <http://www.pcasdr.org/competition/tech-inspection/>

If you are coming from areas outside the greater San Diego area, you can use any of the authorized tech inspection stations listed on our archived Zone-8 list or the POC website (but you still must use the correct Zone 8 Tech form. **However, all cars not inspected at one of the above 6 San Diego shops or by**



our at-track techs are subject to random re-inspection at the track. Still, for your own safety, you are encouraged to have an authorized local shop tech your car.

POC tech stations: <https://www.porscheclub.com/technical/tech-stations/>

We have not called most of these shops. They may or may not do this service for you. No shop is under any obligation to tech your car. I suggest going to a shop with whom you have a relationship and that you call in advance. **Make an appointment at the shop of your choice as early as possible!** These shops are doing you a favor and are very busy especially the two weeks prior to our events. Because of the recent increased load on these shops most are charging a labor fee of approximately 30-minutes for a complete racked inspection and form completion.

Bring a completed 2024 Tech/Registration form with you to the shop at your appointment time. If you are doing at-the-track tech, bring your 2024 Tech/Registration form with you to the Tech Inspection line. Also bring your valid driver's license and any safety gear like a helmet, driving suit or HANS device. This form can and should be filled out and printed from your profile stored on the Zone 8 classification website which will include all your point information. The website is at:

<https://classification.zone8.org>

X-class cars should start with the blank form located at:

<https://www.zone8.org/assets/docs/SampleTechFormZ8.pdf>

X-class cars should also bring their completed Z-8 Safety Equipment Calculator excel sheet found at:

https://www.zone8.org/assets/docs/2023/DE_TTSafetyEquipmentCalculator.xlsx

This way you can indicate on the sheet the Class and Performance Equipment points on the form prior to having the car teched. Download the tech form to your computer, then open it with a PDF reader/editor (not in your browser) and use the fill-in feature to complete the form. With X class cars, modifications are relative to the stock version of that car and take points for the same categories as a Porsche, and safety equipment requirements are identical for a given Performance Equipment point level.

There were updates in safety rules but no changes to points allocation or classes for 2024.

However, you must still log in and update your car classification annually.

Just log in to <https://classification.zone8.org> and click on "Dashboard" on the top banner.

On the "Dashboard" page click "My Cars" on the upper banner and your cars will be populated.

On the very right of your information line on the "my cars" column will be a page with a pen icon that says "edit car" when you put your cursor over it. Click this icon and check that the information is correct and then go to the bottom of that new page and click "UPDATE" and you are all set.

When complete your view page will read "*Implementing 2024 Zone-8 Rules*" and your tech sheet will say **2024 Autocross, D.E. & Time Trial Tech Form** across the top.

Find the printer icon next to your car information and it will have a PDF bubble above it when your cursor is over it. Press this icon and a new page with your tech sheet will appear.



Press the download button at the right of the pdf viewer and download this to your desktop. From the saved pdf on your desktop fill out your remaining information above and including drivers license information before printing.

Helmet requirements changed in 2022 so SNELL 2010 helmets were no longer allowed as of the beginning of 2021.

Only 2015/2020 helmets are allowed as of January 1, 2022.

There was a clarification of rules regarding the use of Head and Neck Restraint System (HANS) since 2022. (See new wording below)

A head and neck restraint certified as meeting the standards of either SFI 38.1 or FIA 8858 or its successor is required. There is no expiration date for head and neck restraints, but it is recommended that straps are replaced after five years of use.

Helmet stickers may be issued at the track tech inspection station.

All previous **old red helmet stickers** must have been replaced with **new blue helmet stickers** in 2022 for 2023-2024 driving season. Drivers who only need an updated sticker only need to bring their helmets to the tech inspection garage. No driver will be allowed on-track without a valid helmet sticker. We will have someone at pre-grid checking helmets Saturday morning; non-compliant drivers will be removed from their run groups until compliant. Drivers will not be credited for lost laps!

Techs, please note the Performance Equipment points of the car you are tech'ing.

This must be written on the form by the driver before you start your inspection.

As indicated below, certain safety equipment may be required for a car (including X cars) depending on Performance Equipment points.

For Time Trial & DE:

0-199 Performance Equipment Points

Approved Helmet

Seat belts

Schroth 4-point harnesses will be allowed to be used at DE/TT's on cars with less than 200 Performance Equipment points and at Autocrosses, provided they are installed per the Schroth instructions.

Open-ended steel lug nuts for cars with non-stock wheel spacers that use lug nuts and wheel studs
Roll bar or cage is required for open cars (except Boxster, 996, 997, 991 & 992 Cabriolets) for track events (not for parking lot events)

200-399 Performance Equipment Points

Fire extinguisher.

5 or 6-point harness and an approved Head & Neck restraint system.

A roll bar or cage is required for all open cars (including Boxster, 996, 997, 991 & 992 Cabriolets) for all venues.

400+ Performance Equipment Points

A roll bar or cage is required for all cars (all venues).

Open-ended steel lug nuts are required for all cars that use lug nuts and wheel studs.

Tow hook or strap is required for all cars front and rear.



Approved Driving suits, gloves, socks and boots are required.

If you do not use one of the San Diego facilities listed on the previous page, please supply your shop with the above information link so that they can fill out the form properly. ***Cars with improperly filled out forms are subject to re-inspection and will likely lose preparation and/or track time!***

Look at this provided example of how the sheet should be filled out:

Notice there are specific answers to tires, brakes etc.

If your tech sheet has multiple check marks only it will be rejected.

Show that you are paying attention, and have it filled out correctly.

Compare to the properly completed tech form below.

Sample completed tech form: <http://tech.pcasdr.org/files/Sample-tech-Sheet.pdf>

If you or your inspection station has any questions, they can view the full selection of rules documents at: <http://www.zone8.org/events/rules/current.php>

If you have any additional questions after reviewing the above materials, please use the following contacts:

Region Rules (Questions/clarifications) rules@pcasdr.org

Tech Inspection (Questions/requirements) techinspectiontt-de@pcasdr.org

Or I can be contacted by phone 8:30am to 4:00 pm M-F for last minute immediate response only, 858-292-1192 or at techadvisor@pcasdr.org.

Steve Grosekemper

PCA-SDR Tech

Advisor/scrutineer

techadvisor@pcasdr.org