



Porsche Club of America
San Diego Region



PCA-SDR DE and Time Trial

December 13 - 14th, 2025

Chuckwalla Valley Raceway (CW)

2025 Season Sponsors



Porsche San Diego





PCA-SDR Time Trial
December 13-14th, 2025
Chuckwalla Valley Raceway

Welcome to the December 2025 Chuckwalla Time Trial and Driver's Education weekend with PCA-San Diego Region! We're thrilled to have you join us and hope you have a safe, fun, and fast event. This letter contains important information on everything from arrival procedures and on-track safety to car preparation and what to expect at the track. If you're arriving on Saturday, please plan to get to the track early. Be prepared for a short wait at the track office where you will need to sign the track waiver and pay the gate fee.

Car preparation is critical. Our tracks are often far from the nearest Porsche service center. For this event, a valid tech inspection is required and must be presented at registration. You have two options:

- **Pre-Tech at a qualified shop:** This is strongly recommended for all participants and is done at the shop's rate.
- **Trackside Tech:** Tech inspections will also be available at the track on Friday afternoon or Saturday morning at no charge.

Please check the weather forecast and be prepared for desert conditions. Do not assume hot weather rules will be in effect. Pack natural fiber long sleeve shirts and pants, shorts may not be allowed.

If you have any questions about registration, your entry status, or the event in general, please contact us at preregtt-de@pcasdr.org.

Thank you for driving with us—be safe and have fun!
Your DE/TT Team

2026 Season	
January 24-25	Chuckwalla CCW DE/TT
Feb 28 - March 1	Chuckwalla CW DE/TT
April 4-5	Chuckwalla CCW DE/TT
September 26-27	Chuckwalla CW DE/TT
Oct 31 - Nov 1	Buttonwillow Circuit DE/TT
December 19-20	Chuckwalla CCW DE/TT



Before You Head to the Track

Driver and Car Safety Driving at a racetrack comes with inherent risks. While these events are not wheel-to-wheel racing, cars are in close proximity at high speeds, and collisions, though rare, can occur. In addition, driving on a track will stress many components of your car, and an off-track excursion may cause vehicle damage. Please be advised that standard automotive insurance will most likely **not cover any damages** incurred at a racetrack. Lockton Motorsports is a track insurance provider and a partner of PCA National. We strongly encourage you to review their policy to ensure its coverage meets your needs.

If you decide the risks are not for you, you may contact pre-registration at preregitt-de@pcasdr.org to cancel your event entry on MotorsportReg. You will not be charged.

Tech Inspection and Car Classification A valid tech inspection is required for all vehicles. The completed tech sheet must be dated **December 15, 2024, or later**. For correctly classified Porsche cars, your tech sheet can be downloaded from <https://classification.zone8.org>. It will be pre-filled with your driver, car, and points information. X-class, including non-Porsche cars can get a blank tech sheet from <https://www.zone8.org/assets/docs/SampleTechFormZ8.pdf> and calculate their performance points using the spreadsheet at https://www.zone8.org/assets/docs/DE_TTSafetyEquipCalculator.xlsx.

We strongly recommend pre-teching your car at a qualified shop to identify and fix any issues before the event. While we do provide trackside tech for your convenience, please be aware that any vehicle teched by a shop other than our trusted San Diego-area partners may be subject to a re-inspection at the track.

Pre-Event Check-In Please check the class list on the zone8.pcasdr.org website before the event. This is your opportunity to notify us of any classification errors and to confirm that you are signed up for timed runs, which is indicated as **TT w/TR**. Any classification changes that need to be made should be emailed to preregitt-de@pcasdr.org.

At the Track

On-Site Check-In Bring your completed, signed tech sheet to on-site check-in. The envelope you receive will be labelled with your name, car class, car number, transponder number, and run group. Please review this information for accuracy. The envelope will also contain a window sticker indicating your run group.

Transponders A working transponder is required for all TT and TT-Student timed runs. If you are using your own transponder, please ensure it is charged before arriving. Rental transponders will be available at the track if yours fails or if you need one.

It is important to note that rental transponders must be returned before you leave on Sunday. A transponder returned after leaving the track will incur a **\$100 fee**. If not returned within one week, you will be charged a **\$1,000 replacement fee**.

You must notify the timing team before driving another person's car or having someone else drive yours. If you are swapping cars, be sure to remove your transponder and mount theirs. This is necessary to



ensure that lap times are correctly associated with the right driver, which is critical for future run group assignments and gridding for timed runs.

Event Information and Communication Paper copies of the schedule or track map will not be provided. All event information, including the schedule, track map, and results, can be found on our mobile website, accessible by scanning the QR code on your event window sticker or navigating to zone8.pcasdr.org. On this site, you can also modify your text notifications and view the results archive.

Important and timely messages will be sent via text throughout the weekend. Please check your phone regularly, but **do not respond** to or **STOP** these automated texts.

Driver's Meeting Contest A contest will be held to select two prize winners at the Saturday Mandatory Drivers' Meeting (**7:45 AM**). To participate, prepare an answer for the question corresponding to your run group. The first person to correctly shout out the answer when prompted will win the prize. Prizes will vary.

Contest Questions (Prepare Your Answer in Advance):

- DE students: What is the closest body of water to the Porsche factory in Stuttgart Germany?
- TT Drivers: How many mineral water springs are located in Stuttgart Germany?

Final Item Please ensure your credit card on file with MotorsportReg.com is current. If it has expired or been compromised, update your information as soon as possible to avoid any issues with your entry.

Chuckwalla Valley Raceway (CVR) Specific Information

General Track Etiquette Please be friendly and courteous to the CVR track and gate workers. Our ability to return to the track depends on our collective conduct. If you encounter any issues with track personnel, please contact the event chair directly rather than addressing the issue yourself.

Gate Information and Waivers All drivers and guests must be prepared to follow CVR requirements for entry. The Raceway waiver and entry fee are required for all track visitors, including drivers and guests. Please keep your CVR wristband on for the entire weekend.

Guests are permitted but must sign both the track waiver and the separate PCA waiver. They must also wear both wristbands. Minors will require a parent or guardian to sign their waiver, and will receive a minor wristband.

CVR Track Amenities

- **Fuel:** CVR has gas available, but it is not guaranteed. The nearest alternative is Chiriaco Summit, 20 minutes away. Plan your fuel needs to ensure you can reach Chiriaco Summit if necessary.
- **Tires:** No tire service is available at the track. Plan ahead, as the closest shops are in Indio.

- **Food & Water:** The snack bar should be open for breakfast and lunch on the weekend. The club will not provide any refreshments, including water. Please come prepared for a full day in the desert.
- **Facilities:** Bathrooms with showers are available. No garages are available for our use.

Camping and Quiet Hours

Camping is permitted at the track. RV hookups are available for rent, and CVR charges a fee for dry RV camping (paid directly to the track). Quiet hours are from 10 PM to 6 AM. Please be respectful of your neighbors; no generators are allowed to run during quiet hours, or you may be asked to leave.

Directions and Parking

From I-10, exit onto Rice Road (Desert Center 177) and head North. Continue until you see the Chuckwalla water tank, then turn right and follow the road to the gate. Please park only in marked paddock spaces and do not use the reserved areas (marked in red on **Figure 1** below) without explicit approval from the event chair.



Figure 1: Chuckwalla Check-In and Parking Guide



Event Schedule and Check-in

Important Note on Check-in: All drivers must check in at the **Paddock Tent** (marked in blue on **Figure 1** above). At check-in, you will submit your completed and signed tech sheet and receive your window sticker and wristband. Please remember that a valid tech sheet is mandatory for all drivers.

Friday:

- **Check-in:** On-site check-in will be available at the track under the paddock tent. Check-in time is typically around **5:00 PM**, and you will receive a text message a few hours beforehand to confirm the time.
- **On-Site Tech:** On-site tech inspections are now available and will be conducted in the paddock. Please read the following important information regarding on-site tech:
 - **On-site tech is a high-risk option.** We strongly recommend having your car pre-teched at a qualified shop to identify and resolve any issues in advance.
 - If your car fails inspection, you must be able to repair it and return for a re-inspection before tech closes to be allowed to drive.
 - If your car fails inspection and there are people on the waiting list for your run group, you will be charged the full entry fee and will not be allowed to drive.
 - Please be advised that we have a limited number of volunteer tech inspectors. If your car is not inspected before tech closes, you will not be allowed to drive.
 - If your safety equipment is insufficient for your car's performance points, you will not be allowed to drive.

Saturday

- **Gates Open: 6:00 AM**
- **Check-in Opens: 7:00 AM** at the Paddock Tent. Please check in as early as possible.
- **Mandatory Drivers' Meeting: 7:45 AM.** All drivers must attend.
- **Track Goes Hot (First Session): 8:30 AM** for the Red run group.

Sunday

- **Gates Open: 6:00 AM**
- **Track Goes Hot (First Session): 8:00 AM**
- **Mandatory Drivers' Meeting: 12:30 PM.** This meeting is mandatory for all drivers participating in timed runs.



Saturday

7:00 AM Check-in open till 7:40 AM
7:00 AM Tech Inspection open till 7:30AM
7:30 AM DE Instructor meeting
7:45 AM Driver's meeting. MANDATORY for all

Time	Group	
Session 1		
8:30 AM	Green	Classroom Session
8:30	Red	
8:55	Orange	
9:20	Yellow	
Session 2 – Regardless of start get back on schedule by 9:45		
9:45 AM	Green	Ducks in a row
10:10	Red	
10:30	Orange	
10:50	Yellow	
Session 3		
11:10 AM	Green	Passing Exercise
11:30	Red	
11:50	Orange	
12:10 PM	Yellow	

12:30 – 1:20 Lunch
Track tour ~12:40-1:10

Session 4		
1:20 PM	Green	
1:40	Red	
2:00	Orange	
2:20	Yellow	
Session 5		
2:40 PM	Green	
3:00	Red	
3:20	Orange	
3:40	Yellow	
Session 6		
4:00 PM	Green	
4:15	Red	
4:30	Orange	
4:45	Yellow	

Sundown is at 4:38PM - Sessions may be shortened or cancelled at the discretion of the event chair.
5:00 PM Track goes cold.



Sunday

Time	Group
------	-------

Session 7

8:00 AM	Green
8:20	Red
8:40	Orange
9:00	Yellow

Session 8 - Regardless of start get back on schedule by 9:20

9:20 AM	Green
9:40	Red
10:00	Orange
10:20	Yellow

Session 9

10:40 AM	Green
11:00	Red
11:20	Orange
11:40 PM	Yellow

12:00 – 1:00 Lunch

12:30 PM Drivers Meeting - Mandatory for those participating in Timed Runs at 2:00 PM

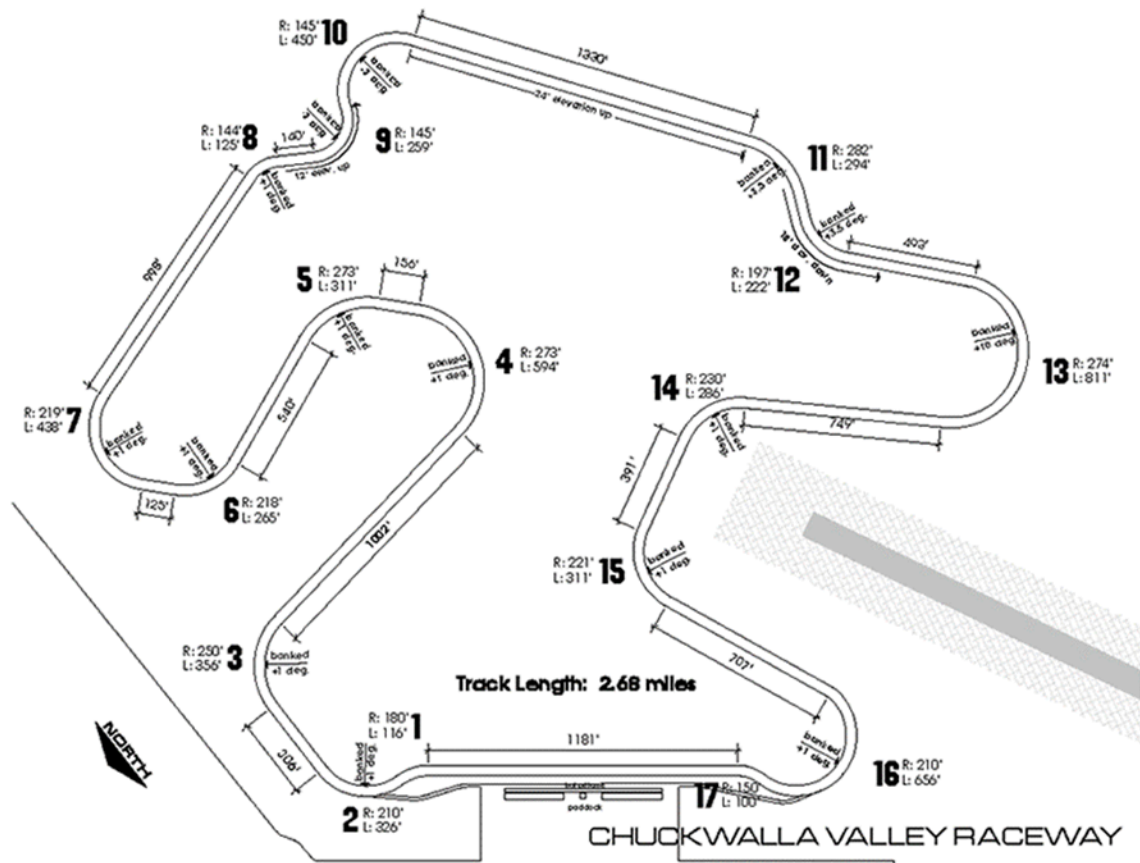
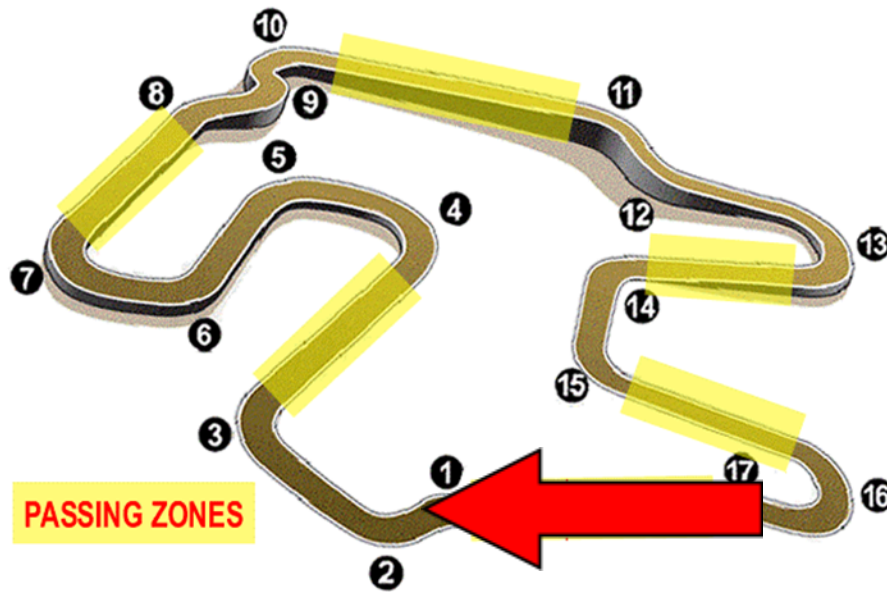
Session 10 Note Run Group order change

1:00 PM	Green
1:15	Yellow
1:30	Orange
1:45	Red

Timed Runs

2:00 PM	Timed Runs – Grid fastest to fast. Report when your fastest lap time is called.
---------	---------------------------------------------------------------------------------

3:30 PM	Track goes cold
---------	-----------------





Mandatory Driver's Meeting Notes

General Rules and Reminders This is a Driver's Education and Time Trial event, **not a race**. Aggressive driving or passing without a point-by signal will result in a black flag and possible expulsion from the event. All drivers **must attend the mandatory driver's meeting at 7:45 AM** on Saturday. If you do not attend, you will not be allowed on track.

Please pay attention to PA announcements for any schedule changes due to delays. We will work to get back on the published schedule as soon as possible. Be respectful of the Starter, flag team, and all track workers. They are in charge of the track and are there for your safety. If you have any issues, please contact the event chair.

On-Track Procedures and Safety

- **Track Direction:** The track is being driven clockwise. **Do not move to the right when entering the track; stay to the left around Turn 3.**
- **First Session:** The first session on Saturday and Sunday for all run groups is under a **full-course yellow for the first two laps**. Build your speed slowly. If you go four wheels off or have a full spin during this first session, your session will be over, and you will be black-flagged. You must return to the hot pits even if you don't see the flag.
- **Off-Track Excursions:** If you go four wheels off the track at any time, you must immediately return to the hot pits for a quick inspection to ensure you are not leaking fluids or have other damage.
- **Mechanical Issues:** If you know your car is leaking fluids or has a mechanical failure, drive to the side of the track and avoid the driving line. Your car must be cleared by the chief tech inspector before you can return to the track. If you go back out without clearance, you will be expelled from the event.
- **Exiting Your Car:** Unless your car is on fire, **do not get out of your car on a hot track**. Do not try to inspect or repair damage. Stay in the car. You and your car will be towed back to the pits when it is safe. To indicate you need a tow, tap on your roof.

Flags and Their Meanings



GREEN FLAG: The track is hot.



YELLOW FLAG: Caution. Slow down and look ahead. No passing until you are past a corner station without a yellow. If the flag is waving, slow down more and assume there is a serious hazard.



YELLOW WITH RED STRIPES: Debris. Slow down until you have identified the hazard. This flag is typically displayed for two laps.



BLUE WITH YELLOW STRIPE: Passing Flag. Point the car or cars behind you by at the next passing zone. If in doubt, let the car pass.



BLACK WITH ORANGE CIRCLE: Mechanical Problem. Something is wrong with your car. Pit immediately and discuss with the grid worker.



FURLED BLACK FLAG: Minor Driver Problem. You are doing something wrong. If you know what it is and can fix it, you do not need to come in. If you are unsure, come into the pits.



UNFURLED BLACK FLAG: Driver Problem. You must come into the pits immediately so a grid worker can speak with you. This may be for a driving error or a mechanical issue.




RED FLAG: Full-Course Shutdown. Emergency. Check your mirrors, slow down, pull off the driving line, and stop in a safe place. Keep your car running and wait for instructions.



RED AND YELLOW FLAGS TOGETHER: Indicates a full-course shutdown and that you should return to the pits slowly.



WHITE FLAG: Slow Vehicle on Track. This is usually an emergency vehicle that may be moving in any direction. Slow down significantly. You can pass the vehicle but only with extreme caution. The white flag will also indicate the last lap during timed runs on Sunday.



CHECKERED FLAG: End of Session. No matter where you are on the track, when you see the checkered flag, return to the pits.

Passing and Gridding

Passing Rules All passing is by "point-by." You must get a clear signal from the car in front of you before you pass. The leading driver must **lift off the gas** after giving a point-by. Do not brake. This helps lower horsepower cars pass safely. A separate, clear point-by is required for each car you want to pass.

- **Left-Side Pass:** The driver in front will extend their left arm and point to the left.
- **Right-Side Pass:** The driver in front will extend their hand over the roof and point to the right.



Passing Zones

- **General Passing Zones:** Between 17 and 1 (front straight), between 3 and 4, between 7 and 8, between 10 and 11 (back straight), between 13 and 14, and between 15 and 16 (after the bowl).
- **Red Group:** The Red group may pass anywhere on the track, but only with a point-by.

Griding Please form three lines for your run group based on your anticipated lap times. The fastest cars should be in the right lane (closest to the pit wall), faster cars in the middle, and fast cars in the left lane (closest to the paddock).

Please be sure your car's class is correct before Saturday. Check the envelope you receive at check-in as well as the zone8.pcasdr.org website. If you are in a run group that does not match the speed of your car or your comfort level, please talk to the event chair or a CDI to see if a run group change can be made.

Paddock and General Rules

Safety Gear Natural fiber long-sleeved shirts and long pants, or a driving suit, along with closed-toed shoes, are always required. **Do not assume there will be a hot weather waiver.** If your car requires a driving suit, you must wear it while driving.

Waivers and Wristbands Waivers must be completed for everyone in the paddock. If you see anyone without a **yellow PCA-SDR wristband**, please direct them to a Pre-Reg team member. Minor waivers require a parent's signature; please contact prereggtt-de@pcasdr.org before the event if you are bringing a minor.

General Paddock Safety The maximum speed in the pits is **10 mph**. Use jack stands if you are working under your car.

Car Preparation Remove all loose items from your car before going on track. No suction-cup camera mounts are allowed on the outside of your car. Keep your windows down for each occupied seat. Both windows down are recommended. Inspect your tires after each session and check your oil.

Student Drivers The DE instruction team will explain special procedures for your first two sessions. Get your instructor's notes and signature in your logbook. If an instructor vouches for you to solo, get approval from the TT CDIs. Communicate early with the CDIs if you want a club racing recommendation. Passengers are only allowed with an instructor.

Final Reminders The next mandatory driver's meeting is on Sunday at **12:30 PM**. The track goes cold at **4:15 PM on Saturday** and **3:30 PM on Sunday**. Please stay to help clean and pack up on Sunday if possible.



IMPORTANT INFORMATION FROM YOUR PCA-SDR TECH ADVISOR – 2025

I know you are all looking forward to running in the upcoming DE or Time Trial. What will make this event run easier and let you avoid the on-site tech if all cars are pre-teched before arriving at the track. Therefore, I am sending a list of pre-tech shops as well as a checklist of what is expected in the inspection. These tech station inspections are usually made by appointment at a flat fee of \$80 but check with your facility of choice. There will also be a small tech team at the track. And remember on-site tech is not as complete as a tech station tech inspection on a hoist. You will be much better off doing this ahead of time, as repair services will be minimal trackside. Tech inspectors are also drivers, so if you can't fit in before session one, you will miss driving until a tech inspector can get back to your car.

You can pre-tech 30 days before the event if you have no other conflicting driving events. Please make an appointment as soon as possible as these shops are extremely busy the two weeks prior to the event and usually unavailable the week leading up to the event. Your car must be in "Track ready" condition with the tires you will be running plus your helmet and additionally with your harnesses installed and HANS and driving suit in the car if required. When your pre-tech is completed put the form in your car glove box or door pocket for safe keeping. Don't lose track time because you left it at home on your desk! It should be completely filled out and look like this sample:

<https://tech.pcasdr.org/files/Sample-tech-form-2024.pdf>

If your tech sheet is incomplete or incorrect at check in you will have to re-tech at the track and go to the back of the tech appointment line!

The authorized pre-tech service facilities in San Diego County are:

San Diego Area Tech Stations:

- Black Forest – (858) 292-1192
- Comeau Racing – (619) 994-0919
- Gill Autowerks – (858) 229-9730
- Independent Motorcars – (858) 455-5836

North San Diego County Tech Stations:

- Autohaus Frankfurt / Murrieta – (951)-894-2985
- European Motorsports / Escondido – (760) 599-9307
- HG Performance - HG Autohaus / San Marcos – (858)-454-7137

For more tech station info see: <https://www.pcasdr.org/tech>

If you are coming from areas outside the greater San Diego area, you can use any of the authorized tech inspection stations listed on our archived Zone-8 list or the POC website (but you still must use the correct Zone 8 Tech form. However, all cars not inspected at one of the above 7 San Diego shops or by our at-track techs are subject to random re-inspection at the track. Still, for your own safety, you are encouraged to have an authorized local shop tech your car.

Zone-8 tech stations: <http://zone8.pcasdr.org/Z8TechStations.pdf>



POC tech stations: <https://www.porscheclub.com/technical/tech-stations/>

We have not called most of these shops. They may or may not do this service for you. No shop is under any obligation to tech your car. I suggest going to a shop with whom you have a relationship and that you call in advance. Make an appointment at the shop of your choice as early as possible! These shops are doing you a favor and are very busy especially the two weeks prior to our events. Because of the recent increased load on these shops most are charging a labor fee of approximately 30-minutes for a complete racked inspection and form completion.

Bring in a completed 2025 Tech Form with you. Also bring your valid driver's license and any safety gear like a helmet, driving suit or HANS device. This form can and should be filled out and printed from your profile stored on the Zone 8 classification website which will include all your point information. The website is at: <https://classification.zone8.org>

X-class cars should start with the blank form located at:

<https://www.zone8.org/assets/docs/SampleTechFormZ8.pdf>

X-class cars should also bring their completed Z-8 Safety Equipment Calculator excel sheet found at:

https://www.zone8.org/assets/docs/2023/DE_TTSafetyEquipmentCalculator.xlsx

This way you can indicate on the sheet the Class and Performance Equipment points on the form prior to having the car teched. Download the tech form to your computer, then open it with a PDF reader/editor (not in your browser) and use the fill- in feature to complete the form. With X class cars, modifications are relative to the stock version of that car and take points for the same categories as a Porsche, and safety equipment requirements are identical for a given Performance Equipment point level.

There were updates in safety rules but no changes to points allocation or classes for 2025. However, you must still log in and update your car classification annually.

Just log in to <https://classification.zone8.org> and click on "Dashboard" on the top right banner.

On the "Dashboard" page click "My Cars" on the upper left banner and your cars will be populated. On the very right of your information line on the "my cars" column will be a page with a pen icon that says "edit car" when you put your cursor over it. Click this icon and check that the information is correct and then go to the bottom of that new page and click "UPDATE" and you are all set.

When complete your view page will read "Implementing 2025 Zone-8 Rules" and your tech sheet will say 2025 Autocross, D.E. & Time Trial Tech Form across the top.

Find the printer icon next to your car information and it will have a PDF bubble above it when your cursor is over it. Press this icon and a new page with your tech sheet will appear.

Press the download button at the right of the pdf viewer and download this to your desktop.

From the saved pdf on your desktop fill out your remaining information above before printing.



Helmet requirements will not be changing in 2025 so SNELL 2015 and 2020 are still good with a blue helmet sticker.

PCA National HPDE Snell helmet certification/extension guidelines:

(1) Snell Safety certified SA2015 Helmet Extension:

Because the Snell SA2025 helmet certification labels will not be released until April 2025, manufacturers will not be able to sell SA2025 helmets until October 1, 2025. To accommodate this timeline, Porsche Club of America's HPDE program will allow the use of SA2015 helmets through February 28, 2026. This extension provides sufficient time for the supply chain to procure and stock inventory and for drivers to order and receive the updated helmets.

Effective March 1, 2026, Snell SA2015 helmets will no longer be permitted.

Snell corporation helmet certification timeline: (Jan. 1st 2025)

The Snell SA2025 helmets will be available for sale to consumers on October 1, 2025. Here's a timeline of events leading up to the release:

- October 1, 2024: The SA2025 standard is finalized.
- April 1, 2025: The Snell office begins shipping certification labels to manufacturers.
- October 1, 2025: The SA2025 standard takes effect, and SA2025 certified helmets can be sold.

No driver will be allowed on-track without a valid helmet sticker. We will have someone at pre-grid checking helmets Saturday morning; non-compliant drivers will be removed from their run groups until compliant. Drivers will not be credited for lost laps!

Techs, please note the Performance Equipment points of the car you are teching. This must be written on the form by the driver before you start your inspection.

As indicated below, certain safety equipment may be required for a car (including X cars) depending on Performance Equipment points.

For Time Trial & DE:

0-199 Performance Equipment Points

- Approved Helmet
- Seat belts
- Schroth 4-point harnesses will be allowed to be used at DE/TT's on cars with less than 200
- Performance Equipment points and at Autocrosses, provided they are installed per the Schroth instructions.
- Open-ended steel lug nuts for cars with non-stock wheel spacers that use lug nuts and wheel studs Roll bar or cage is required for open cars (except Boxster, 996, 997, 991 & 992 Cabriolets) for track events (not for parking lot events)

200-399 Performance Equipment Points

- Fire extinguisher.
- 5 or 6-point harness and an approved Head & Neck restraint system.



- A roll bar or cage is required for all open cars (including Boxster, 996, 997, 991 & 992 Cabriolets) for all venues.

400+ Performance Equipment Points

- A roll bar or cage is required for all cars (all venues).
- Open-ended steel lug nuts are required for all cars that use lug nuts and wheel studs.
- Tow hook or strap is required for all cars front and rear.
- Approved Driving suits, gloves, socks and boots are required.

A tow hook or strap mounted at the front of the car is very strongly recommended for all cars on track. Disabled cars without a tow point may not be able to be rescued as quickly in a safe manner.

If you do not use one of the San Diego facilities listed on the previous page, please supply your shop with the above information link so that they can fill out the form properly. Cars with improperly filled out forms are subject to re-inspection and will likely lose preparation and/or track time!

Look at this provided example of how the sheet should be filled out: Notice there are specific answers to tires, brakes etc.

If your tech sheet has multiple check marks only it will be rejected. Show that you are paying attention, and have it filled out correctly. Compare to the properly completed tech form below.

Sample completed tech form: <https://tech.pcasdr.org/files/Sample-tech-form-2024.pdf>

If you or your inspection station has any questions, they can view the full selection of rules documents at: <http://www.zone8.org/events/rules/current.php>

If you have any additional questions after reviewing the above materials, please use the following contacts:

Region Rules (Questions/clarifications) rules@pcasdr.org

Tech Inspection (Questions/requirements) techinspectiontt-de@pcasdr.org

Or I can be contacted by phone 8:30am to 4:00 pm M-F for last minute immediate response only, 858-292-1192 or at techadvisor@pcasdr.org.

Steve Grosekemper

PCA-SDR Tech

Advisor/scrutineer

techadvisor@pcasdr.org